

LIST PRICE PAGES

May 4, 2026

(These supercede list price pages dated March 31, 2025)

G

P

K

Price Pages Included in this Booklet:

Gasketed SDR35 Sewer Fittings
Solvent Weld SDR35 Sewer Fittings
Solvent Weld Schedule 40 Fittings
Gasketed Schedule 40 Fittings
Gasketed SDR26 Heavy Wall Sewer Fittings
Solvent Weld SDR26 Heavy Wall Sewer Fittings
Profile Pipe Fittings
CIOD (C900) Non Pressure

DISCOUNTS: Contact your GPK Sales Rep or Factory Salesman.

FREIGHT: Freight is paid on orders of \$1,750.00 net to points within the Continental U.S. only. Shipments to Hawaii, Alaska, and overseas points will be prepaid to point of embarkment only. All custom charges and other duties are the responsibility of the purchaser. If partial shipments are needed on a rush basis, shipped against a freight allowed order, it will be shipped immediately on a F.O.B. Fargo basis. All orders that do not qualify for prepaid freight will be shipped collect.

MINIMUM BILLING: \$75.00 Net.

RETURNS: Must be authorized by the factory. Normal terms are 25% restocking charge and return freight paid.

SPECIAL FITTINGS: Are available upon request. Once production has started on special items, cancellations will not be permitted. Special fittings are non-returnable.

PRICE PAGE DRAWINGS: Are not exact images of the finished product.

THIRD PARTY LISTINGS: To view our many parts listed by IAPMO and CSA visit the downloads section of our website www.gpk-fargo.com/downloads.

PRICES SUBJECT TO CHANGE WITHOUT NOTICE.

For Warranty, complete Terms and Conditions of Sale/ Shipment and use, see the inside back cover of this booklet or the back of your invoice.

1601 43rd St. N. ✦ Fargo, North Dakota ✦ 58102
Phone: 701-277-3225 ✦ Toll Free: 1-800-437-4670
Fax: 701-277-9286 or 1-800-822-6989
Visit our website at www.gpk-fargo.com

Gasketed
SDR35 Sewer Fittings

Solvent Weld
SDR35 Sewer Fittings

Solvent Weld
Schedule 40 Fittings

Gasketed
Schedule 40 Fittings


Gasketed
SDR26 Sewer Fittings

Solvent Weld
SDR26 Sewer Fittings

Profile Pipe
Fittings

CIOD (C900)
Non Pressure Fittings

ASTM D 3034 SDR 35 GASKETED SEWER FITTINGS



1-800-437-4670
FAX 1-800-822-6989

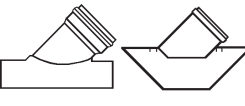

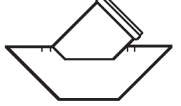
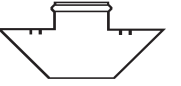


4" - 36" GASKETED SEWER FITTINGS

Short Skirt saddles with 4" and 6" branches onto 8" - 15" mains are available with or without protrusions.

Fittings are manufactured to ASTM D 3034 SDR 35 and ASTM F 1336 specifications.

Gasketed
SDR35 Sewer Fittings

SIZE	PART NUMBER	CTN/ CRATE	LB/ 100	LIST PRICE	SIZE	PART NUMBER	CTN/ CRATE	LB/ 100	LIST PRICE	SIZE	PART NUMBER	CTN/ CRATE	LB/ 100	LIST PRICE
SADDLE WYE GASKET BRANCH, SOLVENT SKIRT WITH STRAPS# 					SADDLE TEE GASKET BRANCH, SOLVENT SKIRT WITH STRAPS# 					SADDLE WYE GASKET BRANCH, GASKET SKIRT WITH STRAPS (Not recommended when air test is needed.)# 				
6x4*	101-0064	18/160	145	230.04	6x4*	102-0064	25/234	125	191.71	6x4*	135-0064	18/160	169	258.19
8x4*	101-0084	20/125	176	236.34	8x4*	102-0084	20/150	130	236.34	8x4*	135-0084	20/125	206	240.88
8x6*	101-0086	12/75	327	330.96	8x6*	102-0086	10/90	235	275.86	8x6*	135-0086	12/75	362	249.18
10x4*	101-0104	12	187	477.62	10x4*	102-0104	10	134	425.74	10x4*	135-0104	12	210	716.40
10x6*	101-0106	10/75	331	512.56	10x6*	102-0106	10	239	508.35	10x6*	135-0106	10/75	366	768.82
10x8	101-0108	2	955	1,113.92	10x8	102-0108	2	840	852.85	12x4*	135-0124	12	218	798.34
12x4*	101-0124	12	195	532.30	12x4*	102-0124	6	142	528.11	12x6*	135-0126	10	374	896.63
12x6*	101-0126	10	339	597.81	12x6*	102-0126	4	247	593.88	15x4*	135-0154	10	218	841.45
12x8	101-0128	2	955	1,568.66	12x8	102-0128	2	840	984.25	15x6*	135-0156	10	374	927.23
12x10	101-1210	1	1815	1,884.16	12x10	102-1210	2	1375	1,239.06	18x4	135-0184	1	560	1,500.27
15x4*	101-0154	10	195	560.93	15x4*	102-0154	6	142	558.37	18x6	135-0186	1	730	1,635.88
15x6*	101-0156	10	339	618.13	15x6*	102-0156	4	247	598.73	21x4	135-0214	1	580	1,557.79
15x8	101-0158	2	980	1,913.92	15x8	102-0158	2	840	1,176.01	21x6	135-0216	1	750	1,679.18
15x10	101-1510	1	1840	2,161.87	15x10	102-1510	2	1375	1,329.72	24x4	135-0244	1	590	1,586.97
15x12	101-1512	1	3100	2,637.95	15x12	102-1512	1	2200	1,990.57	24x6	135-0246	1	760	1,709.37
18x4*	101-0184	1	197	1,000.21	18x4*	102-0184	1	144	984.25	27x4	135-0274	1	600	1,665.68
18x6*	101-0186	1	341	1,090.61	18x6*	102-0186	1	249	1,084.29	27x6	135-0276	1	770	1,794.82
18x8	101-0188	1	980	2,141.18	18x8	102-0188	1	840	1,403.36	30x4	135-0304	1	610	1,749.66
18x10	101-1810	1	1840	2,389.26	18x10	102-1810	1	1375	1,557.09	30x6	135-0306	1	780	1,884.58
18x12	101-1812	1	3100	2,865.70	18x12	102-1812	1	2200	2,225.99	SADDLE TEE GASKET BRANCH, GASKET SKIRT WITH STRAPS (Not recommended when air test is needed.)# 				
18x15	101-1815	1	4000	3,077.54	18x15	102-1815	1	2950	2,430.08					
21x4*	101-0214	1	221	1,038.63	21x4*	102-0214	1	168	1,024.43					
21x6*	101-0216	1	365	1,134.20	21x6*	102-0216	1	273	1,127.74					
21x8	101-0218	1	980	2,226.85	21x8	102-0218	1	840	1,459.45					
21x10	101-2110	1	1840	2,484.83	21x10	102-2110	1	1375	1,619.39					
21x12	101-2112	1	3100	2,980.36	21x12	102-2112	1	2200	2,315.02					
21x15	101-2115	1	4000	3,200.67	21x15	102-2115	1	2950	2,527.28					
21x18	101-2118	1	9400	3,861.35	21x18	102-2118	1	6000	3,608.76					
24x4*	101-0244	1	225	1,058.07	24x4*	102-0244	1	172	1,065.36					
24x6*	101-0246	1	369	1,179.57	24x6*	102-0246	1	277	1,172.78					
24x8	101-0248	1	980	2,315.94	24x8	102-0248	1	840	1,517.80					
24x10	101-2410	1	1840	2,584.22	24x10	102-2410	1	1375	1,684.16					
24x12	101-2412	1	3100	3,099.58	24x12	102-2412	1	2200	2,407.58					
24x15	101-2415	1	4000	3,328.68	24x15	102-2415	1	2950	2,628.37					
24x18	101-2418	1	9400	4,015.83	24x18	102-2418	1	6000	3,791.61					
24x21	101-2421	1	15000	4,567.10	24x21	102-2421	1	9000	4,268.30					
27x4*	101-0274	1	233	1,134.20	27x4*	102-0274	1	180	1,118.67					
27x6*	101-0276	1	377	1,238.52	27x6*	102-0276	1	285	1,231.47					
27x8	101-0278	1	980	2,431.68	27x8	102-0278	1	840	1,593.79					
27x10	101-2710	1	1840	2,713.41	27x10	102-2710	1	1375	1,768.38					
27x12	101-2712	1	3100	3,254.55	27x12	102-2712	1	2200	2,527.97					
27x15	101-2715	1	4000	3,495.13	27x15	102-2715	1	2950	2,759.82					
27x18	101-2718	1	9400	4,216.65	27x18	102-2718	1	6000	3,981.19					
27x21	101-2721	1	15000	4,749.76	27x21	102-2721	1	9000	4,481.71					
30x4	101-0304	1	241	1,423.37	27x24	102-2724	1	13600	5,271.13					
30x6	101-0306	1	385	1,534.34	30x4	102-0304	1		1,388.67					
					30x6	102-0306	1		1,494.60					

*Denotes molded fitting. All others are fabricated.

For saddles with centering ring add 10% to the list price.

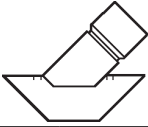
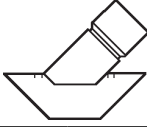
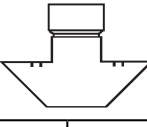
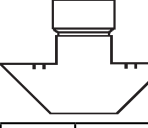


4" - 36" GASKETED SEWER FITTINGS

Short Skirt saddles with 4" and 6" branches onto 8" - 15" mains are available with or without protrusions.

Fittings are manufactured to ASTM D 3034 SDR 35 and ASTM F 1336 specifications.

Gasketed SDR35 Sewer Fittings

SIZE	PART NUMBER	CTN/ CRATE	LB/ 100	LIST PRICE	SIZE	PART NUMBER	CTN/ CRATE	LB/ 100	LIST PRICE	SIZE	PART PREFIX	LIST PRICE	
SADDLE WYE PSM GASKET SKIRT x IPS HUB BRANCH# WITH STRAPS 					SADDLE WYE PSM SOLVENT SKIRT x IPS HUB BRANCH# WITH STRAPS 					TEE or WYE SADDLES for DISSIMILAR MATERIALS outlets are SDR 35 Gasketed or Solvent Weld# (No size on size available) Non-Returnable			
6x4	735-0064		213	234.37	6x4	701-0064		195	234.37	6" - 8.5" OD x 4"	164-	325.63	
8x4	735-0084	20	223	306.15	8x4	701-0084		200	306.15	8.6" - 10.5" OD x 4"	164-	656.12	
8x6	735-0086		468	335.35	8x6	701-0086		433	335.35	10.6" - 15.5" OD x 4"	164-	765.22	
10x4	735-0104		227	477.62	10x4	701-0104		204	477.62	15.6" - 21.5" OD x 4"	164-	1,104.70	
10x6	735-0106		472	512.56	10x6	701-0106		437	512.56	21.6" - 48" OD x 4"	164-	1,374.54	
12x4	735-0124		235	532.30	12x4	701-0124		212	532.30				
12x6	735-0126		426	597.81	12x6	701-0126		391	597.81	6" - 8.6" OD x 6"	166-	472.99	
15x4	735-0154		235	560.93	15x4	701-0154		212	560.93	8.6" - 10.5" OD x 6"	166-	725.44	
15x6	735-0156		426	618.13	15x6	701-0156		391	618.13	10.6" - 15.5" OD x 6"	166-	842.95	
18x4	735-0184		610	1,000.21	18x4	701-0184		300	1,000.21	15.6" - 21.5" OD x 6"	166-	1,400.32	
18x6	735-0186		810	1,090.61	18x6	701-0186		535	1,090.61	21.6" - 48" OD x 6"	166-	1,457.62	
21x4	735-0214		630	1,000.21	SADDLE TEE PSM SOLVENT SKIRT x IPS HUB BRANCH# WITH STRAPS 								
21x6	735-0216		830	1,090.61						8.6" - 10.5" OD x 8"	168-	2,240.50	
24x4	735-0244		640	1,058.07						10.6" - 15.5" OD x 8"	168-	2,712.14	
24x6	735-0246		840	1,138.72						15.6" - 21.5" OD x 8"	168-	3,034.27	
27x4	735-0274		650	1,058.07	6x4	702-0064		198	219.87	21.6" - 48" OD x 8"	168-	3,059.54	
27x6	735-0276		850	1,138.72	8x4	702-0084		157	292.69				
30x4	735-0304		660	1,058.07	8x6	702-0086		349	331.77	10.6" - 15.5" OD x 10"	169-	3,022.33	
30x6	735-0306		860	1,138.72	10x4	702-0104		161	425.74	15.6" - 21.5" OD x 10"	169-	3,385.71	
SADDLE TEE PSM GASKET SKIRT x IPS HUB BRANCH# WITH STRAPS 					10x6	702-0106		353	508.35	21.6" - 48" OD x 10"	169-	3,411.28	
					12x4	702-0124		169	528.11				
					12x6	702-0126		361	593.88	12.5" - 15.5" OD x 12"	170-	3,738.05	
					15x4	702-0154		169	558.37	15.6" - 21.5" OD x 12"	170-	3,840.11	
6x4	736-0064		185	219.87	15x6	702-0156		361	598.73	21.6" - 48" OD x 12"	170-	4,086.02	
8x4	736-0084	12	177	292.69	18x4	702-0184			984.25				
8x6	736-0086	2	382	331.77	18x6	702-0186			1,084.29	15.5" - 21.5" OD x 15"	171-	4,360.93	
10x4	736-0104	4	181	425.74	EXTRA 300 SERIES STAINLESS STEEL STRAPS					21.6" - 48" OD x 15"	171-	4,386.40	
10x6	736-0106		386	508.35									
12x4	736-0124		189	528.11						18.5" - 21.5" OD x 18"	172-	5,113.44	
12x6	736-0126		394	593.88						21.6" - 48" OD x 18"	172-	5,520.74	
15x4	736-0154		189	558.37	6	133-0006	50	11	51.30				
15x6	736-0156		394	598.73	8	133-0008	50	13	56.35	21.5" - 48" OD x 21"	173-	6,303.00	
18x4	736-0184		500	984.25	10	133-0010	50	15	61.52				
18x6	736-0186		680	1,084.29	15	133-0015	50	19	67.39	25" - 48" OD x 24"	174-	7,469.31	
21x4	736-0214		520	1,024.43	18	133-0018	50	20	112.29	(Tee Only)			
21x6	736-0216		700	1,090.07									
24x4	736-0244		540	1,043.81									
24x6	736-0246		720	1,096.24									
27x4	736-0274		550	1,043.81									
27x6	736-0276		740	1,096.24									
30x4	736-0304		560	1,043.81									
30x6	736-0306		750	1,096.24									

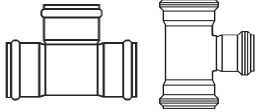
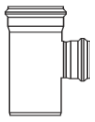
4 *Denotes molded fitting. All others are fabricated. 526
 # For saddles with centering ring add 10% to the list price.



4" - 36" GASKETED SEWER FITTINGS

SDR35 Sewer Fittings Gasketed

Fittings are manufactured to ASTM D 3034 SDR 35 and ASTM F 1336 specifications.

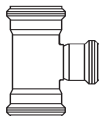
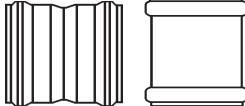
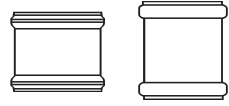
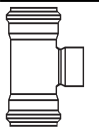
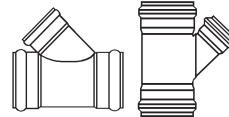
SIZE	PART NUMBER	CTN/ CRATE	LB/ 100	LIST PRICE	SIZE	PART NUMBER	CTN/ CRATE	LB/ 100	LIST PRICE	SIZE	PART NUMBER	CTN/ CRATE	LB/ 100	LIST PRICE
FULL & REDUCING TEE GxGxG 					27x6	103-0276		16600	16,808.21	12x12	104-1212	1/6	2975	2,495.42
					27x8	103-0278		17500	19,187.51	15x4	104-0154	1/6	2595	2,249.31
					27x10	103-2710		18500	20,180.68	15x6	104-0156	1/6	2905	2,388.31
					27x12	103-2712		19500	22,067.13	15x8	104-0158	2/5	3295	2,431.25
4x4*	103-0044	8/150	150	109.24	27x15	103-2715		21200	24,911.59	15x10	104-1510	2/5	3640	2,876.05
6x4*	103-0064	7/60	297	228.84	27x18	103-2718		23200	25,526.68	15x12	104-1512	2/4	4085	3,107.58
6x6*	103-0066	6.56	443	233.93	27x21	103-2721		25800	26,291.22	15x15	104-1515	1/2	5325	3,927.72
8x4*	103-0084	8/32	550	353.51	27x24	103-2724		29300	32,529.61	18x4	104-0184	1/5	4700	5,696.20
8x6*	103-0086	8/30	651	365.76	27x27	103-2727		33200	33,449.69	18x6	104-0186	1/4	5100	5,891.63
8x8*	103-0088	6/24	848	519.07	30x4	103-0304			22,329.58	18x8	104-0188	1/4	5600	6,157.22
10x4*	103-0104	4/20	1042	1,148.58	30x6	103-0306			22,463.43	18x10	104-1810	1/4	6200	6,396.52
10x6*	103-0106	4/20	1102	1,167.97	30x8	103-0308			25,642.75	18x12	104-1812	1/4	6800	6,572.78
10x8	103-0108	2/11	1715	1,848.20	30x10	103-3010			26,970.26	18x15	104-1815	1/2	7900	7,004.79
10x10	103-1010	2/8	1980	1,897.31	30x12	103-3012			29,491.69	18x18	104-1818	1/2	10100	7,399.28
12x4*	103-0124	1/12	1715	1,404.38	30x15	103-3015			33,292.86	21x4	104-0214	1/3	7200	7,697.80
12x6*	103-0126	1/12	1769	1,480.13	30x18	103-3018			34,115.48	21x6	104-0216	1/3	7800	8,286.39
12x8	103-0128	1/6	2375	2,031.32	30x21	103-3021			35,137.04	21x8	104-0218	1/2	8400	8,930.19
12x10	103-1210	1/5	2675	2,381.74	30x24	103-3024			43,474.34	21x10	104-2110	1	9100	9,624.65
12x12	103-1212	1/5	3050	2,726.23	30x27	103-3027			44,703.45	21x12	104-2112	1	9900	10,344.48
15x4	103-0154	1/6	2690	2,279.86	30x30	103-3030			55,879.46	21x15	104-2115	1	11200	11,592.44
15x6	103-0156	1/5	3000	2,455.49	36x4	103-0364			27,952.20	21x18	104-2118	1	12600	13,204.41
15x8	103-0158	2/5	3380	2,643.64	36x6	103-0366			29,205.56	21x21	104-2121	1	15400	17,622.09
15x10	103-1510	2/3	3740	2,943.04	36x8	103-0368			34,337.15	24x4	104-0244	1	10400	12,482.39
15x12	103-1512	1/3	4180	3,472.88	36x10	103-3610			34,772.30	24x6	104-0246	1	11200	15,318.86
15x15	103-1515	1/3	5430	4,510.58	36x12	103-3612			36,739.84	24x8	104-0248	1	11900	15,731.25
18x4	103-0184	1/4	4900	5,753.51	36x15	103-3615			40,050.59	24x10	104-2410	1	12800	15,886.96
18x6	103-0186	1/4	5300	5,948.49	36x18	103-3618			43,129.58	24x12	104-2412	1	13700	16,516.06
18x8	103-0188	1/4	5800	6,214.87	36x21	103-3621			49,022.73	24x15	104-2415	1	15200	16,724.81
18x10	103-1810	1/2	6400	6,454.02	36x24	103-3624			54,863.84	24x18	104-2418	1	16800	24,053.35
18x12	103-1812	1/2	7000	6,630.50	36x27	103-3627			59,508.37	24x21	104-2421	1	19200	26,022.39
18x15	103-1815	1/2	8100	7,061.33	36x30	103-3630			74,387.81	24x24	104-2424	1	23300	31,975.48
18x18	103-1818	1/2	10200	7,456.85	36x36	103-3636			92,984.71	27x4	104-0274	1	15400	14,333.86
21x4	103-0214	1/3	7300	8,093.69	FULL & REDUCING TEE SxGxG 					27x6	104-0276	1	16300	15,418.85
21x6	103-0216	1/3	7900	8,682.23						27x8	104-0278	1	17200	18,034.78
21x8	103-0218	1/2	8600	9,326.17						27x10	104-2710	1	18200	18,431.69
21x10	103-2110	1	9300	10,020.79						27x12	104-2712	1	19200	20,472.96
21x12	103-2112	1	10000	10,740.92	4x4	104-0044	5/120		126.26	27x15	104-2715	1	20900	23,376.90
21x15	103-2115	1	11400	11,988.32	6x4	104-0064	6/54	400	259.80	27x18	104-2718	1	22900	25,528.36
21x18	103-2118	1	12800	13,603.65	6x6*	104-0066	7/36	352	237.47	27x21	104-2721	1	25400	26,291.22
21x21	103-2121	1	15600	18,031.45	8x4*	104-0084	8/36	547	349.83	27x24	104-2724	1	29000	32,529.61
24x4	103-0244	1	10900	12,770.89	8x6*	104-0086	4/30	645	362.03	27x27	104-2727	1	32900	32,818.13
24x6	103-0246	1	11600	15,485.50	8x8	104-0088	3/24	1210	557.85					
24x8	103-0248	1	12400	15,730.70	10x4	104-0104	3/12	1175	1,135.99					
24x10	103-2410	1	13200	16,425.88	10x6	104-0106	2/12	1320	1,178.72					
24x12	103-2412	1	14100	16,725.90	10x8	104-0108	2/8	1645	1,840.65					
24x15	103-2415	1	15600	17,381.39	10x10	104-1010	2/8	1910	1,897.31					
24x18	103-2418		17300	24,053.27	12x4	104-0124	2/10	1620	1,390.16					
24x21	103-2421		19600	26,022.18	12x6	104-0126	2/10	2905	1,416.48					
24x24	103-2424		23600	31,974.59	12x8	104-0128	1/6	2250	1,955.64					
27x4	103-0274		15700	16,708.26	12x10	104-1210	1/6	2580	2,351.26					

*Denotes molded fitting. All others are fabricated. Larger sizes are available upon request up to 48"



4" - 36" GASKETED SEWER FITTINGS

Fittings are manufactured to ASTM D 3034 SDR 35 and ASTM F 1336 specifications.



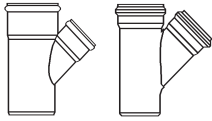

SIZE	PART NUMBER	CTN/ CRATE	LB/ 100	LIST PRICE	SIZE	PART NUMBER	CTN/ CRATE	LB/ 100	LIST PRICE	SIZE	PART NUMBER	CTN/ CRATE	LB/ 100	LIST PRICE
SDR-35 GASKET x SCH40 GASKET TEE 					STOP COUPLING GxG 					12x10	107-1210	2/4	3325	2,899.50
6x4	963-0064		570	451.18	4*	105-0004	24/400	71	83.28	12x12	107-1212	1/4	4000	3,018.57
8x4	963-0084	5/25	920	582.13	6*	105-0006	16/100	188	166.27	15x4	107-0154	1/6	2900	2,323.01
8x6*	963-0086	3/30	1140	648.43	8*	105-0008	12/60	411	282.44	15x6	107-0156	1/5	3280	2,782.23
10x4	163-0104	3/16	1300	1,196.38	10*	105-0010	4/24	751	626.81	15x8	107-0158	2/5	3900	3,102.58
10x6	163-0106	3/12	1500	1,220.71	12*	105-0012	1/16	1184	910.80	15x10	107-1510	1/3	4800	3,728.64
12x4	163-0124	2/12	1800	1,452.23	15	105-0015	1/10	1812	1,884.38	15x12	107-1512	1/2	5445	4,153.60
12x6	163-0126	2/10	2100	1,532.99	18	105-0018	1/6	3900	3,668.10	15x15	107-1515	1/2	6675	5,244.68
15x4	163-0154	1/6	2775	2,327.63	21	105-0021	1	5900	6,251.33	18x4	107-0184	1/4	5400	5,335.91
15x6	163-0156	1/6	3100	2,508.33	24	105-0024	1	9000	9,106.86	18x6	107-0186	1/4	5800	5,405.11
18x4	163-0184	1/4	4975	5,801.05	27	105-0027	1	12700	10,269.75	18x8	107-0188	1/3	6700	5,596.69
18x6	163-0186	1/4	5400	6,001.51	30	105-0030	1	22200	13,197.10	18x10	107-1810	1	7600	6,287.82
21x4	163-0214	1/3	7375	8,141.34	36	105-0036	1		16,892.23	18x12	107-1812	1	8700	6,756.49
21x6	163-0216	1/3	8000	8,735.05	REPAIR COUPLING GxG 					21x15	107-2115	1	13900	14,668.69
24x4	163-0244	1	11000	12,818.48	4*	106-0004	24/400	67	83.28	21x18	107-2118	1	17200	17,273.71
24x6	163-0246	1	11700	15,538.44	6*	106-0006	16/100	187	166.27	21x21	107-2121	1	21900	22,603.24
27x4	163-0274	1	15800	16,755.96	8*	106-0008	12/60	396	282.44	21x10	107-2110	1	11000	11,710.92
27x6	163-0276	1	16700	16,861.39	10*	106-0010	4/24	736	626.81	21x12	107-2112	1	12000	12,665.32
SDR-35 GASKET x SCH40 HUB TEE 					12*	106-0012	1/16	1249	910.80	21x15	107-2115	1	13900	14,668.69
6x4	973-0064	8	505	381.28	15	106-0015	1/9	2130	1,884.38	21x18	107-2118	1	17200	17,273.71
8x4*	973-0084	8/30	770	554.42	18	106-0018	1/6	3000	3,668.10	24x4	107-0244	1	11700	12,963.29
8x6*	973-0086	6/30	819	617.56	21	106-0021	1	4400	6,251.19	24x6	107-0246	1	12300	14,837.97
10x4	703-0104	3	1246	1,148.58	24	106-0024	1	6000	9,106.86	24x8	107-0248	1	13700	16,002.29
10x6	703-0106	3	1417	1,167.95	27	106-0027	1	9000	10,269.75	24x10	107-2410	1	15300	16,175.41
12x4	703-0124	2	1726	1,404.38	30	106-0030	1	22000	13,197.10	24x12	107-2412	1	16500	16,516.06
12x6	703-0126	1	2007	1,480.09	36	106-0036	1	28500	16,892.23	24x15	107-2415	1	18600	16,637.32
15x4	703-0154	1	2700	2,279.86	FULL AND REDUC- ING WYE GxGxG 					24x18	107-2418	1	21900	23,368.54
15x6	703-0156	1	3030	2,455.33	4x4*	107-0044	8/110	180	116.22	24x21	107-2421	1	27100	25,626.52
18x4	703-0184	1	4910	5,753.15	6x4*	107-0064	6/54	373	235.68	24x24	107-2424	1	22000	28,176.72
18x6	703-0186	1	5330	5,948.40	6x6*	107-0066	5/43	461	266.82	27x4	107-0274	1	16500	16,716.40
21x4	703-0214	1	7310	8,093.55	8x4*	107-0084	8/32	619	351.60	27x6	107-0276	1	17400	17,487.92
21x6	703-0216	1	7930	8,681.90	8x6*	107-0086	6/22	791	419.28	27x8	107-0278	1	19100	20,575.76
24x4	703-0244	1	10910	12,770.63	8x8*	107-0088	4/18	1103	731.04	27x10	107-2710	1	21000	20,873.08
24x6	703-0246	1	11630	15,485.43	10x4*	107-0104	4/20	1067	1,069.51	27x12	107-2712	1	22300	21,992.80
27x4	703-0274	1	15710	16,708.26	10x6*	107-0106	2/16	1359	1,087.21	27x15	107-2715	1	25100	23,975.19
27x6	703-0276	1	16630	16,808.21	10x8	107-0108	2/8	2075	1,718.54	27x18	107-2718	1	28600	25,818.91
					10x10	107-1010	3/6	3000	2,158.65	27x21	107-2721	1	31600	29,346.64
					12x4*	107-0124	1/10	2034	1,539.95	27x24	107-2724	1	39500	32,843.84
					12x6*	107-0126	1/10	2106	1,587.96	27x27	107-2727	1	36000	35,623.57
					12x8	107-0128	3/6	2675	2,372.18	30x4	107-0304			23,446.04
										30x6	107-0306			23,586.64
										30x8	107-0308			27,498.23
										30x10	107-3010			28,318.80
										30x12	107-3012			32,440.87
										30x15	107-3015			36,622.17
										30x18	107-3018			37,527.02



4" - 36" GASKETED SEWER FITTINGS

SDR35 Sewer Fittings Gasketed

Fittings are manufactured to ASTM D 3034 SDR 35 and ASTM F 1336 specifications.

SIZE	PART NUMBER	CTN/ CRATE	LB/ 100	LIST PRICE	SIZE	PART NUMBER	CTN/ CRATE	LB/ 100	LIST PRICE	SIZE	PART NUMBER	CTN/ CRATE	LB/ 100	LIST PRICE
FULL AND REDUCING WYE GxGxG 					18x12	108-1812	1	8500	8,006.35	SDR-35 GASKET x SCH40 GASKET WYE 				
					18x15	108-1815	1	10100	8,315.23					
					18x18	108-1818	1	13400	10,804.97					
					21x4	108-0214	1	7700	9,883.67					
30x21	107-3021			39,220.32	21x6	108-0216	1	8300	10,594.38	6x4	967-0064	5/30	600	572.54
30x24	107-3024			45,648.02	21x8	108-0218	1	9500	11,948.08	8x4	967-0084	5/23	1075	567.45
30x27	107-3027			47,609.28	21x10	108-2110	1	10800	13,467.58	8x6	967-0086	5/20	1350	681.53
30x30	107-3030			59,511.54	21x12	108-2112	1	11800	14,565.13	10x4	167-0104	3	1425	1,116.52
36x4	107-0364			31,183.23	21x15	108-2115	1	13700	16,868.96	10x6	167-0106	2	1750	1,140.28
36x6	107-0366			31,370.23	21x18	108-2118	1	17000	19,864.76	12x4	167-0124	1/12	2000	1,771.44
36x8	107-0368			36,054.10	21x21	108-2121	1	21700	25,993.70	12x6	167-0126	1/10	2275	1,685.42
36x10	107-3610			37,663.99	24x4	108-0244	1	11200	15,420.88	15x4	167-0154	1/6	3000	2,370.49
36x12	107-3612			41,185.12	24x6	108-0246	1	11900	19,589.19	15x6	167-0156	1/5	3450	2,873.94
36x15	107-3615			46,493.47	24x8	108-0248	1	13300	20,039.80	18x4	167-0184	1/4	5500	5,383.77
36x18	107-3618			47,642.25	24x10	108-2410	1	15000	20,778.66	18x6	167-0186	1/4	5975	5,457.90
36x21	107-3621			51,473.87	24x12	108-2412	1	16100	21,158.26	21x4	167-0214		8000	8,642.25
36x24	107-3624			60,711.99	24x15	108-2415	1	18300	21,987.44	21x6	167-0216		8700	9,265.32
36x27	107-3627			62,483.77	24x18	108-2418	1	21600	30,427.53	24x4	167-0244		11800	13,011.19
36x30	107-3630			83,029.63	24x21	108-2421	1	21800	32,918.02	24x6	167-0246		12500	14,890.82
36x36	107-3636			110,429.50	24x24	108-2424	1	21700	40,447.88	27x4	167-0274		16600	16,764.28
FULL & REDUCING WYE SxGxG 					27x4	108-0274	1	16200	21,135.94	SDR-35 GASKET x SCH40 HUB WYE 				
					27x6	108-0276	1	17100	21,262.41					
					27x8	108-0278	1	18800	24,272.20					
					27x10	108-2710	1	20700	25,528.58					
4x4	108-0044	12/80	219	150.76	27x12	108-2712	1	22000	27,914.94	6x4	977-0064	8/30	600	544.29
6x4*	108-0064	7/54	335	235.68	27x15	108-2715	1	24800	31,513.52	8x4*	977-0084	6/27	925	480.04
6x6	108-0066	6/36	675	285.78	27x18	108-2718	1	28300	32,291.28	8x6*	977-0086	5/21	1023	605.89
8x4*	108-0084	4/32	613	349.83	27x21	108-2721	1	31300	33,688.80	10x4	707-0104	3/	1375	1,314.69
8x6*	108-0086	6/24	796	419.28	27x24	108-2724	1	39100	41,149.87	10x6	707-0106	2/10	1655	1,483.19
8x8	108-0088	2	1350	1,110.44	27x27	108-2727	1	35700	42,313.84	12x4	707-0124	1/12	1960	1,648.63
10x4*	108-0104	4/20	1004	1,132.18						12x6	707-0126	1/7	2180	1,844.76
10x6*	108-0106	2/16	1295	1,191.43						15x4	707-0154		2950	2,555.27
10x8	108-0108	3	2000	1,767.43						15x6	707-0156		3360	3,060.49
10x10	108-1010	3	2525	2,120.89						18x4	707-0184		5450	6,645.24
12x4	108-0124	1	1840	1,561.86						18x6	707-0186		5880	6,870.49
12x6	108-0126	1	2025	1,600.60						21x4	707-0214		7950	9,453.91
12x8	108-0128	3	2600	2,341.50						21x6	707-0216		8580	10,133.73
12x10	108-1210	2	3250	2,868.61						24x4	707-0244		11750	14,750.41
12x12	108-1212	1	3920	3,000.37						24x6	707-0246		12380	18,737.50
15x4	108-0154	1	2810	2,411.77						27x4	707-0274		16550	16,716.40
15x6	108-0156	2	3190	2,713.69						27x6	707-0276		17480	17,487.73
15x8	108-0158	2	3700	3,156.64										
15x10	108-1510	1	4700	3,640.96										
15x12	108-1512	1	5475	4,201.84										
15x15	108-1515	1	6475	4,870.04										
18x4	108-0184	1	5200	6,062.94										
18x6	108-0186	1	5700	7,182.82										
18x8	108-0188	1	6600	7,504.42										
18x10	108-1810	1	7500	7,793.23										

*Denotes molded fitting. All others are fabricated. Larger sizes are available upon request up to 48"



4" - 36" GASKETED SEWER FITTINGS

Fittings are manufactured to ASTM D 3034 SDR 35 and ASTM F 1336 specifications.

SIZE	PART NUMBER	CTN/ CRATE	LB/ 100	LIST PRICE	SIZE	PART NUMBER	CTN/ CRATE	LB/ 100	LIST PRICE	SIZE	PART NUMBER	CTN/ CRATE	LB/ 100	LIST PRICE
CONCENTRIC REDUCER COUPLING GxG 					15x18	109-1518	1	4500	2,999.44	21x10	110-2110	1	5900	3,520.86
					15x21	109-1521	1	7200	4,801.12	21x12	110-2112	1	6200	3,605.09
					15x24	109-1524	1	10200	8,606.21	21x15	110-2115	1	6900	3,743.99
					15x27	109-1527	1	13500	8,838.52	21x18	110-2118	1	7500	4,059.75
					4x6*	109-0046	12/210	147	239.07	15x30	109-1530	1	24,785.16	24x4
4x8*	109-0048	9/100	300	379.47	15x36	109-1536	1	31,684.07	24x6	110-0246	1	7700	7,095.96	
4x10	109-0410	4/36	540	874.54	18x21	109-1821	1	7900	5,173.31	24x8	110-0248	1	7800	7,184.33
4x12	109-0412	2/24	880	1,273.05	18x24	109-1824	1	10800	9,068.28	24x10	110-2410	1	8100	7,352.07
4x15	109-0415	1/5	2170	2,006.10	18x27	109-1827	1	14400	9,202.74	24x12	110-2412	1	8400	7,447.62
4x18	109-0418	1/4	3400	2,638.63	18x30	109-1830	1	31,724.97	24x15	110-2415	1	9000	7,659.67	
4x21	109-0421	1/2	5800	3,805.99	18x36	109-1836	1	33,198.43	24x18	110-2418	1	9700	7,994.05	
4x24	109-0424	1	8700	7,933.00	21x24	109-2124	1	11100	9,835.87	24x21	110-2421	1	9900	9,396.02
4x27	109-0427	1	12200	8,143.52	21x27	109-2127	1	15800	10,605.61	27x4	110-0274	1	11100	7,160.10
4x30	109-0430	1	10,426.44	21x30	109-2130	1	33,198.43	27x6	110-0276	1	11200	7,213.84		
4x36	109-0436	1	13,338.48	21x36	109-2136	1	35,017.53	27x8	110-0278	1	11400	7,313.10		
6x8*	109-0068	10/100	324	398.48	24x27	109-2427	1	17800	11,488.81	27x10	110-2710	1	11600	7,409.29
6x10	109-0610	4/24	640	1,035.97	24x30	109-2430	1	37,291.44	27x12	110-2712	1	11900	7,421.88	
6x12	109-0612	2/16	970	1,346.83	24x36	109-2436	1	38,655.75	27x15	110-2715	1	12500	7,836.35	
6x15	109-0615	1/5	2320	2,107.49	27x30	109-2730	1	38,200.95	27x18	110-2718	1	13400	8,248.99	
6x18	109-0618	1/4	3500	2,684.11	27x36	109-2736	1	40,474.83	27x21	110-2721	1	14700	9,616.73	
6x21	109-0621	1	5300	3,845.45	30x36	109-3036	1	46,477.82	27x24	110-2724	1	16800	11,488.81	
6x24	109-0624	1	8800	8,010.27	CONCENTRIC REDUCER BUSHING SxG 					30x4	110-0304	1	9,168.21	
6x27	109-0627	1	12300	8,180.35						30x6	110-0306	1	9,231.92	
6x30	109-0630	1	10,823.57	30x8						110-0308	1	11,815.07		
6x36	109-0636	1	13,402.18	30x10						110-3010	1	15,125.80		
8x10	109-0810	6/36	840	1,202.22						6x4*	110-0064	16/290	115	121.21
8x12	109-0812	2/20	1160	1,560.21	8x4*	110-0084	10/100	290	331.09	30x15	110-3015	1	24,785.16	
8x15	109-0815	1	2425	2,285.45	8x6*	110-0086	10/100	315	370.85	30x18	110-3018	1	31,724.97	
8x18	109-0818	1	3600	2,723.78	10x4	110-0104	4/24	790	867.75	30x21	110-3021	1	33,198.43	
8x21	109-0821	1	6000	3,900.07	10x6	110-0106	4/24	890	901.46	30x24	110-3024	1	37,291.44	
8x24	109-0824	1	9000	8,102.51	10x8	110-0108	4/20	1025	1,072.12	30x27	110-3027	1	38,200.95	
8x27	109-0827	1	12400	8,267.92	12x4	110-0124	2/18	1160	1,157.84	36x4	110-0364	1	11,728.60	
8x30	109-0830	1	13,402.18	12x6	110-0126	2/18	1260	1,182.98	36x6	110-0366	1	11,815.07		
8x36	109-0836	1	17,154.07	12x8	110-0128	2/18	1440	1,356.12	36x8	110-0368	1	15,125.80		
10x12	109-1012	2/16	1260	1,801.26	12x10	110-1210	2	1520	1,503.88	36x10	110-3610	1	19,364.25	
10x15	109-1015	1	2580	2,518.01	15x4	110-0154	1	1775	1,928.65	36x12	110-3612	1	24,785.16	
10x18	109-1018	1	3800	2,819.70	15x6	110-0156	1	1925	2,000.32	36x15	110-3615	1	31,684.07	
10x21	109-1021	1	6300	3,951.68	15x8	110-0158	1	2030	2,264.23	36x18	110-3618	1	33,198.43	
10x24	109-1024	1	9200	8,143.98	15x10	110-1510	1	2187	2,282.06	36x21	110-3621	1	35,017.53	
10x27	109-1027	1	12700	8,362.24	15x12	110-1512	1	2780	2,617.34	36x24	110-3624	1	38,655.75	
10x30	109-1030	1	17,154.07	18x4	110-0184	1	3200	2,730.44	36x27	110-3627	1	40,474.83		
10x36	109-1036	1	21,956.44	18x6	110-0186	1/4	3300	2,767.08	36x30	110-3630	1	46,477.82		
12x15	109-1215	1/10	1750	2,737.87	18x8	110-0188	1	3400	2,796.86					
12x18	109-1218	1/4	4000	2,879.72	18x10	110-1810	1	3600	2,836.21					
12x21	109-1221	1	6600	4,156.56	18x12	110-1812	1	3800	2,876.20					
12x24	109-1224	1	9500	8,397.15	18x15	110-1815	1	4400	2,899.70					
12x27	109-1227	1	12900	8,791.04	21x4	110-0214	1	5400	3,160.22					
12x30	109-1230	1	21,956.44	21x6	110-0216	1	5500	3,458.71						
12x36	109-1236	1	28,104.98	21x8	110-0218	1	5700	3,479.39						




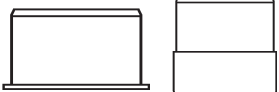
8 *Denotes molded fitting. All others are fabricated.
Larger sizes are available upon request up to 48"



4" - 36" GASKETED SEWER FITTINGS

SDR35 Sewer Fittings Gasketed

Fittings are manufactured to ASTM D 3034 SDR 35 and ASTM F 1336 specifications.

SIZE	PART NUMBER	CTN/ CRATE	LB/ 100	LIST PRICE	SIZE	PART NUMBER	CTN/ CRATE	LB/ 100	LIST PRICE	SIZE	PART NUMBER	CTN/ CRATE	LB/ 100	LIST PRICE
ECCENTRIC REDUCER COUPLING GxG (Larger Sizes available upon request) 					ECCENTRIC REDUCER BUSHING SxG (Larger Sizes available upon request) 					CAP G 				
4x6*	109-0046ECC	9/250	169	239.07	6x4*	110-0064ECC	12/250	138	127.39	4*	111-0004	44/700	50	43.47
4x8*	109-0048ECC	9/100	300	379.47	8x4*	110-0084ECC	10/100	295	331.09	6*	111-0006	15/240	137	81.57
4x10	109-0410ECC	4/36	540	874.54	8x6*	110-0086ECC	10/80	327	363.25	8*	111-0008	14/140	261	220.10
4x12	109-0412ECC	2/24	880	1,273.05	10x4	110-0104ECC	4/24	790	867.75	10*	111-0010	4/68	519	688.60
4x15	109-0415ECC	1/5	2170	2,006.10	10x6	110-0106ECC	4/24	890	901.46	12*	111-0012	5/44	830	1,034.39
4x18	109-0418ECC	1/4	3400	2,638.63	10x8	110-0108ECC	2	1070	1,072.12	15	111-0015	2/10	2250	1,672.79
4x21	109-0421ECC	1/2	5800	3,805.99	12x4	110-0124ECC	2	1160	1,157.84	18	111-0018	1	3400	2,431.86
4x24	109-0424ECC	1	8700	7,933.00	12x6	110-0126ECC	2	1260	1,182.98	21	111-0021	1	5700	5,274.86
4x27	109-0427ECC	1	12200	8,143.52	12x8	110-0128ECC	2	1440	1,356.12	24	111-0024	1	8700	6,091.82
6x8*	109-0068ECC	9/80	345	363.25	12x10	110-1210ECC	2	1650	1,503.88	27	111-0027	1	12100	7,683.26
6x10	109-0610ECC	4/24	640	1,035.97	15x4	110-0154ECC	1	1775	1,928.65	30	111-0030	1	24100	9,873.38
6x12	109-0612ECC	2/16	970	1,346.83	15x6	110-0156ECC	1	1925	2,000.32	36	111-0036	1	34000	18,287.46
6x15	109-0615ECC	1/5	2320	2,107.49	15x8	110-0158ECC	1	2030	2,264.23	PLUG SP 				
6x18	109-0618ECC	1/4	3500	2,684.11	15x10	110-1510ECC	1/6	2187	2,282.06					
6x21	109-0621ECC	1	5300	3,845.45	15x12	110-1512ECC	1	2650	2,617.34	4*	112-0004	56/800	33	32.88
6x24	109-0624ECC	1	8800	8,010.27	18x4	110-0184ECC	1	3200	2,730.44	6*	112-0006	18/290	107	50.39
6x27	109-0627ECC	1	12300	8,180.35	18x6	110-0186ECC	1	3300	2,767.08	8*	112-0008	15/100	257	178.57
8x10	109-0810ECC	6	840	1,202.22	18x8	110-0188ECC	1	3400	2,796.86	10*	112-0010	6/60	505	594.95
8x12	109-0812ECC	2	1160	1,560.21	18x10	110-1810ECC	1	3600	2,839.38	12*	112-0012	4.36	767	711.04
8x15	109-0815ECC	1	2425	2,285.45	18x12	110-1812ECC	1	3800	2,876.20	15	112-0015	2/10	1850	1,399.31
8x18	109-0818ECC	1	3600	2,723.78	18x15	110-1815ECC	1	4400	2,899.70	18	112-0018	1/8	2900	1,970.19
8x21	109-0821ECC	1	6000	3,900.07	21x4	110-0214ECC	1	5400	3,160.22	21	112-0021	1	5300	3,897.04
8x24	109-0824ECC	1	9000	8,102.51	21x6	110-0216ECC	1	5500	3,458.71	24	112-0024	1/2	7500	5,859.81
8x27	109-0827ECC	1	12400	8,267.92	21x8	110-0218ECC	1	5700	3,479.39	27	112-0027	1	8100	7,165.09
10x12	109-1012ECC	2	1380	1,801.26	21x10	110-2110ECC	1	5900	3,520.86	30	112-0030	1/2		12,810.85
10x15	109-1015ECC	1	2580	2,518.01	21x12	110-2112ECC	1	6200	3,605.09	36	112-0036			16,394.58
10x18	109-1018ECC	1	3800	2,819.70	21x15	110-2115ECC	1	6900	3,743.99					
10x21	109-1021ECC	1	6300	3,951.68	21x18	110-2118ECC	1	7500	4,059.75					
10x24	109-1024ECC	1	9200	8,143.98	24x4	110-0244ECC	1	7600	7,012.64					
10x27	109-1027ECC	1	12700	8,362.24	24x6	110-0246ECC	1	7700	7,095.96					
12x15	109-1215ECC	1	3000	2,737.87	24x8	110-0248ECC	1	7800	7,184.33					
12x18	109-1218ECC	1/4	4000	2,879.72	24x10	110-2410ECC	1	8100	7,352.07					
12x21	109-1221ECC	1	6600	4,156.56	24x12	110-2412ECC	1	8400	7,447.62					
12x24	109-1224ECC	1	9500	8,397.15	24x15	110-2415ECC	1	9000	7,659.67					
12x27	109-1227ECC	1	12900	8,791.04	24x18	110-2418ECC	1	9700	7,994.05					
15x18	109-1518ECC	1	4500	2,999.44	24x21	110-2421ECC	1	9900	9,396.02					
15x21	109-1521ECC	1	7200	4,801.12	27x4	110-0274ECC	1	11100	7,160.10					
15x24	109-1524ECC	1	10200	8,606.21	27x6	110-0276ECC	1	11200	7,213.84					
15x27	109-1527ECC	1	13500	8,838.52	27x8	110-0278ECC	1	11400	7,313.10					
18x21	109-1821ECC	1	7900	5,173.31	27x10	110-2710ECC	1	11600	7,409.29					
18x24	109-1824ECC	1	10800	9,068.28	27x12	110-2712ECC	1	11900	7,421.88					
18x27	109-1827ECC	1	14400	9,202.74	27x15	110-2715ECC	1	12500	7,836.35					
21x24	109-2124ECC	1	11100	9,835.87	27x18	110-2718ECC	1	13400	8,248.99					
21x27	109-2127ECC	1	15800	10,605.61	27x21	110-2721ECC	1	14700	9,616.73					
24x27	109-2427ECC	1	17800	11,488.81	27x24	110-2724ECC	1	16800	11,488.81					

*Denotes molded fitting. All others are fabricated.
Larger sizes are available upon request up to 48"



4" - 36" GASKETED SEWER FITTINGS

Fittings are manufactured to ASTM D 3034 SDR 35 and ASTM F 1336 specifications.

Gasketed SDR35 Sewer Fittings

SIZE	PART NUMBER	CTN/ CRATE	LB/ 100	LIST PRICE	SIZE	PART NUMBER	CTN/ CRATE	LB/ 100	LIST PRICE	SIZE	PART NUMBER	CTN/ CRATE	LB/ 100	LIST PRICE
<p>T-Y GxGxG</p>					<p>T-Y SxGxG</p>					<p>SDR-35 GASKET x SCH40 GASKET T-Y</p>				
4x4*	113-0044	7/120	169	129.71	4x4*	114-0044	7/120	158	142.71	8x4*	968-0084	6/24	1075	567.45
6x4*	113-0064	6/56	366	280.76	6x4	114-0064	6	394	273.34	8x6*	968-0086	5/22	1110	738.61
6x6*	113-0066	8/34	465	327.34	6x6*	114-0066	8	552	327.34	10x4	168-0104	3	1470	1,385.88
8x4*	113-0084	8/32	593	355.55	8x4*	114-0084	8/32	615	355.63	10x6	168-0106	2	1760	1,586.49
8x6*	113-0086	6/25	742	408.95	8x6*	114-0086	6/25	742	408.95	12x4	168-0124	1	2000	1,696.71
8x8	113-0088	2/12	1246	1,006.54	8x8	114-0088	2	1504	1,056.76	12x6	168-0126	1	2380	1,810.53
10x4	113-0104	4/20	1140	1,338.17	10x4	114-0104	2/10	1390	1,528.44	15x4	168-0154	1	3100	2,708.72
10x6	113-0106	2/16	1575	1,533.50	10x6	114-0106	2/10	1557	1,593.00	15x6	168-0156	1	3400	2,996.00
10x8	113-0108	2/6	2178	2,353.78	10x8	114-0108	2	2118	2,328.43	18x4	168-0184	1	5400	6,110.67
10x10	113-1010	1/6	2685	3,121.23	10x10	114-1010	1	2614	2,934.21	18x6	168-0186	1	6000	6,227.36
12x4	113-0124	1/8	2075	1,649.05	12x4	114-0124	1	1898	1,649.05	21x4	168-0214		8000	8,641.16
12x6	113-0126	1/9	2353	1,757.44	12x6	114-0126	1	2110	1,757.44	21x6	168-0216		8600	9,349.74
12x8	113-0128	1	2836	2,604.56	12x8	114-0128	1	2750	3,238.32	24x4	168-0244		11500	14,355.85
12x10	113-1210	2	3411	3,857.99	12x10	114-1210	2	3325	3,626.41	24x6	168-0246		12200	15,212.69
12x12	113-1212	1	4145	4,360.57	12x12	114-1212	1	4059	4,098.94	27x4	168-0274		16600	17,688.96
15x4	113-0154	1	3049	2,660.85	15x4	114-0154	1	2943	2,854.20	27x6	168-0276		17500	18,153.74
15x6	113-0156	1	3334	2,943.04	15x6	114-0156	1	3228	2,943.99	<p>SDR-35 GASKET x SCH40 HUB T-Y</p>				
15x8	113-0158	2	4120	3,176.83	15x8	114-0158	2	4014	3,177.64					
18x4	113-0184	1	5400	6,062.94	18x4	114-0184	1	5300	6,065.70	8x4*	988-0084	6/27	926	480.04
18x6	113-0186	1	5800	6,174.39	18x6	114-0186	1	5700	6,174.39	8x6*	988-0086	5/22	997	605.89
18x8	113-0188	1	6800	6,544.80	18x8	114-0188	1	6700	6,544.80	10x4	713-0104	3	1420	1,338.05
21x4	113-0214	1	8000	8,593.48	21x4	114-0214	1	7800	8,594.48	10x6	713-0106	2	1660	1,533.50
21x6	113-0216	1	8500	9,296.77	21x6	114-0216	1	8400	9,296.78	12x4	713-0124		1940	1,648.97
21x8	113-0218	1	9800	11,368.70	21x8	114-0218	1	9600	11,369.02	12x6	713-0126		2230	1,757.44
24x4	113-0244	1	11500	14,307.91	24x4	114-0244	1	11200	14,307.91	15x4	713-0154		3010	2,660.85
24x6	113-0246		12100	17,970.93	24x6	114-0246		11800	15,159.80	15x6	713-0156		3360	2,942.90
24x8	113-0248		13700	18,384.34	24x8	114-0248		13400	15,469.27	18x4	713-0184		5370	6,062.77
27x4	113-0274		16600	19,389.92	27x4	114-0274		16300	17,641.20	18x6	713-0186		5910	6,174.17
27x6	113-0276		17400	19,506.98	27x6	114-0276		17100	18,100.68	21x4	713-0214		7970	8,593.48
27x8	113-0278		19300	21,707.43	27x8	114-0278		18900	18,524.18	21x6	713-0216		8530	9,296.77
30x4	113-0304			24,735.62						24x4	713-0244		11470	14,307.91
30x6	113-0306			24,884.93						24x6	713-0246		12130	15,159.77
30x8	113-0308			29,010.63						27x4	713-0274		16570	17,641.20
36x4	113-0364			32,898.34						27x6	713-0276		17430	18,100.68
36x6	113-0366			33,095.63										
36x8	113-0368			38,037.05										

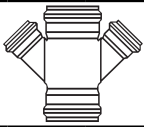


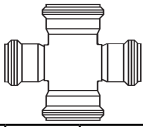
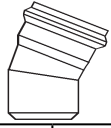

10 *Denotes molded fitting. All others are fabricated.
Larger sizes are available upon request up to 48"



4" - 36" GASKETED SEWER FITTINGS

SDR35 Sewer Fittings Gasketed

Fittings are manufactured to ASTM D 3034 SDR 35 and ASTM F 1336 specifications.

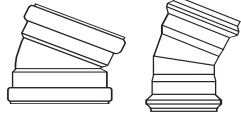
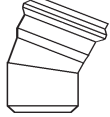
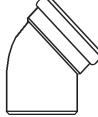
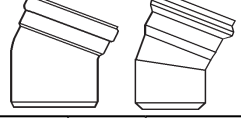

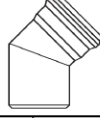
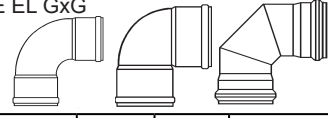
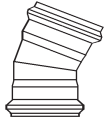

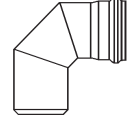
SIZE	PART NUMBER	CTN/ CRATE	LB/ 100	LIST PRICE	SIZE	PART NUMBER	CTN/ CRATE	LB/ 100	LIST PRICE	SIZE	PART NUMBER	CTN/ CRATE	LB/ 100	LIST PRICE					
FULL & REDUCING DOUBLE WYE GxGxGxG 					SANDED MANHOLE ADAPTER G 					24x4	126-0244	1	11000	13,579.29					
4x4*	915-0044	4/80	280	476.03	4*	916-0004	12/189	153	149.50	24x6	126-0246	1	11700	15,175.62					
6x4*	115-0064	5/42	407	328.26	6*	916-0006	18/90	291	278.34	24x8	126-0248	1	12700	15,556.65					
6x6*	915-0066	3/30	781	635.23	8*	116-0008	12/60	375	281.85	27x4	126-0274	1	15800	16,177.73					
8x4	115-0084	3	970	687.58	10*	116-0010	6/36	662	512.45	27x6	126-0276	1	16800	16,849.04					
8x6	115-0086	2	1285	993.36	12*	116-0012	4/24	905	751.37	27x8	126-0278	1	17900	17,208.72					
8x8	115-0088	1	1870	2,047.54	15	116-0015	3	1290	961.65	11 1/4 DEGREE EL GxG 									
10x4	115-0104	1	1425	1,973.11	18	116-0018	3	1600	1,934.32	4*	959-0004	22/360	100	182.91					
10x6	115-0106	1	1800	2,043.10	21	116-0021	2	2300	2,735.00	6*	959-0006	12/100	298	324.03					
10x8	115-0108	2	2535	2,932.75	24	116-0024	1	3000	4,554.54	8	159-0008	8	550	386.55					
10x10	115-1010	2	3975	3,495.28	27	116-0027	2	4000	5,289.49	10	159-0010	4/24	925	1,057.42					
12x4	115-0124	1	2010	2,495.61	30	116-0030		9500	7,509.23	12	159-0012	2	2100	1,378.91					
12x6	115-0126	2	2325	2,622.19	36	116-0036			8,446.12	15	159-0015	2	3175	3,647.06					
12x8	115-0128	1	3135	3,584.94	FULL & REDUCING CROSS GxGxGxG 					18	159-0018	1	5050	5,330.29					
12x10	115-1210	1	4200	4,058.15	4x4	126-0044		405	616.06	21	159-0021		7130	7,563.88					
12x12	115-1212	1	5400	4,262.41	6x4	126-0064	4/30	500	450.74	24	159-0024		11325	10,891.18					
15x4	115-0154	1	3000	3,690.45	6x6	126-0066	4/19	725	545.22	27	159-0027		15895	12,992.24					
15x6	115-0156	2	3500	4,206.83	6x6	126-0066	4/19	725	545.22	30	159-0030		27143	17,362.59					
15x8	115-0158	1	4360	4,412.69	8x4	126-0084	3	875	703.37	36	159-0036			22,219.89					
15x10	115-1510		5675	5,055.92	8x6	126-0086	2/16	1115	885.10	11 1/4 DEGREE EL SxG 									
15x12	115-1512		6875	5,973.37	8x8	126-0088	2/8	1600	1,318.28	4*	960-0004	24/375	86	174.85					
15x15	115-1515		8775	6,531.72	10x4	126-0104	1	1310	1,781.98	6*	960-0006	12/100	307	239.67					
18x4	115-0184		5400	6,898.63	10x6	126-0106	1	1800	1,850.70	8	160-0008	6	460	384.80					
18x6	115-0186		6000	7,242.03	10x8	126-0108	2	2535	2,547.91	10	160-0010	2	800	1,028.82					
18x8	115-0188		7200	7,915.23	10x10	126-1010	2	3975	3,032.65	12	160-0012	2	1200	1,349.35					
21x4	115-0214		7900	8,907.27	12x4	126-0124	1	2010	1,937.74	15	160-0015	1	3060	2,913.99					
21x6	115-0216		8700	9,635.43	12x6	126-0126	1	2325	2,275.97	18	160-0018		4770	4,447.98					
21x8	115-0218		10100	11,038.62	12x8	126-0128	2	3135	2,644.31	21	160-0021		7225	7,556.32					
24x4	115-0244		11700	13,655.87	12x10	126-1210	1	4200	3,069.75	24	160-0024		10885	10,880.27					
24x6	115-0246		12400	15,260.04	12x12	126-1212	1	3905	3,573.30	27	160-0027		17840	12,979.24					
24x8	115-0248		14000	15,644.70	15x4	126-0154	1	2765	3,331.30	30	160-0030		28200	17,345.19					
27x4	115-0274		16600	17,310.12	15x6	126-0156	1	3165	3,849.10	36	160-0036			22,197.66					
27x6	115-0276		17600	18,028.52	15x8	126-0158	1	3720	4,046.00	ADAPTER SxG 									
27x8	115-0278		19500	18,413.36	15x10	126-1510	1	4325	4,154.41										
					15x12	126-1512	1	5035	4,442.23										
					15x15	126-1515	1	6930	5,331.69										
					18x4	126-0184	1	4900	6,693.15										
4	125-0004	48	88	93.73	18x6	126-0186	1	5400	7,639.51										
6	125-0006	24	199	175.34	18x8	126-0188	1	6100	7,981.93										
8	125-0008	8	426	405.93	18x10	126-1810	1	6900	9,700.38										
10	125-0010	4	725	420.21	18x12	126-1812	1	7800	10,626.79										
12	125-0012	2	1114	639.35	18x15	126-1815	1	9500	12,102.05										
15	125-0015	1	2030	966.52	18x18	126-1818	1	13000	16,426.16										
18	125-0018	1	3300	2,124.17	21x4	126-0214	1	7400	8,784.39										
21	125-0021	1	5400	2,336.69	21x6	126-0216	1	8100	9,581.55										
24	125-0024	1	8330	4,224.24	21x8	126-0218	1	8900	10,976.70										
27	125-0027	1	11600	4,922.84															

*Denotes molded fitting. All others are fabricated. Larger sizes are available upon request up to 48"



4" - 36" GASKETED SEWER FITTINGS

Fittings are manufactured to ASTM D 3034 SDR 35 and ASTM F 1336 specifications.

SIZE	PART NUMBER	CTN/ CRATE	LB/ 100	LIST PRICE	SIZE	PART NUMBER	CTN/ CRATE	LB/ 100	LIST PRICE	SIZE	PART NUMBER	CTN/ CRATE	LB/ 100	LIST PRICE
22 1/2 DEGREE EL GxG 					30 DEGREE EL SxG 					45 DEGREE EL SxG 				
4*	117-0004	20/340	81	67.32	4	962-0004		156	186.58	4*	122-0004	20/350	69	60.64
6*	117-0006	10/90	255	132.59	6	962-0006		349	338.80	6*	122-0006	10/80	246	121.21
8*	117-0008	6/52	444	386.27	8	162-0008	6	900	403.67	8*	122-0008	10/45	550	365.76
10	117-0010	2/20	1095	1,057.42	10	162-0010	4	1110	1,028.50	10*	122-0010	4/20	843	978.97
12	117-0012	2/12	1667	1,378.91	12	162-0012	2	1880	1,349.35	12*	122-0012	1/12	1520	1,399.16
15	117-0015	2/4	3174	3,647.06	15	162-0015	2	3440	2,913.99	15	122-0015	2/4	3444	2,531.14
18	117-0018	1	5225	5,330.29	18	162-0018	1	5480	4,447.98	18	122-0018	1	5720	4,261.29
21	117-0021	1	7650	7,564.05	21	162-0021		8075	7,510.94	21	122-0021	1	8835	7,564.60
24	117-0024	1	12055	10,891.18	24	162-0024		12525	10,814.94	24	122-0024	1	12165	10,890.52
27	117-0027	1	17000	12,992.24	27	162-0027		20300	12,901.27	27	122-0027	1	21900	12,861.78
30	117-0030		28780	17,363.18	30	162-0030			17,241.02	30	122-0030		35900	19,016.09
36	117-0036			22,219.89	36	162-0036			22,064.33	36	122-0036			23,977.50
22 1/2 DEGREE EL SxG 					45 DEGREE EL GxG 					FABRICATED 45 DEGREE EL SxG 				
4*	118-0004	20/340	71	64.01	4*	121-0004	20/340	85	67.39	6	952-0006	7	349	239.67
6*	118-0006	10/100	224	125.87	6*	121-0006	10/80	267	136.77	8	152-0008	5	990	462.91
8*	118-0008	6/52	412	403.67	8*	121-0008	10/45	466	382.89	10	152-0010	4	1118	1,114.74
10	118-0010	2/20	1026	1,028.50	10*	121-0010	4/20	915	993.36	90 DEGREE EL GxG 4" is long radius. 				
12	118-0012	2/12	1582	1,349.35	12*	121-0012	1/12	1662	1,442.84					
15	118-0015	2/4	3068	2,913.99	15	121-0015	2/4	3549	3,230.83	4*	123-0004	9/200	128	84.78
18	118-0018	1/2	5015	4,447.98	18	121-0018	1/2	5945	5,171.06	6*	123-0006	7/70	325	156.02
21	118-0021	1	7755	7,450.59	21	121-0021	1	8730	8,757.66	8*	123-0008	8/30	589	431.51
24	118-0024	1	11635	10,727.82	24	121-0024	1	13570	11,956.21	10*	123-0010	3/16	1135	1,451.25
27	118-0027	1	19700	12,797.36	27	121-0027	1	18810	12,991.69	12*	123-0012	1/9	2158	1,878.16
30	118-0030		31000	17,102.75	30	121-0030		32340	20,030.56	15	123-0015	1/3	4913	3,964.48
36	118-0036			21,886.59	36	121-0036			24,979.78	18	123-0018	1	10400	6,706.19
30 DEGREE EL GxG 					FABRICATED 45 DEGREE EL GxG 									
4	961-0004		171	182.91	6	951-0006	7	377	252.48	27	123-0027	1	32700	17,587.48
6	961-0006		377	332.16	8	151-0008	5	990	486.66	30	123-0030		52900	25,563.79
8	161-0008	6	990	386.55	10	151-0010	4	1188	1,158.45	36	123-0036			32,189.95
10	161-0010	4	1180	1,057.42						FABRICATED 90 DEGREE EL GxG 				
12	161-0012	2	1960	1,378.91										
15	161-0015	2	3540	3,647.06						6	953-0006	6/40	590	297.92
18	161-0018	1	5480	5,330.29						8	153-0008	4	1430	546.56
21	161-0021		8075	7,563.88						10	153-0010	2	1627	1,621.91
24	161-0024		12525	10,891.18										
27	161-0027		17754	12,992.24										
30	161-0030		28905	17,362.59										
36	161-0036			22,219.89										

12 *Denotes molded fitting. All others are fabricated. Larger sizes are available upon request up to 48"



4" - 36" GASKETED SEWER FITTINGS

Gasketed
SDR35 Sewer Fittings

Fittings are manufactured to ASTM D 3034 SDR 35 and ASTM F 1336 specifications.


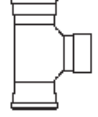
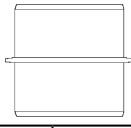
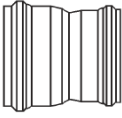


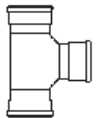
SIZE	PART NUMBER	CTN/ CRATE	LB/ 100	LIST PRICE	SIZE	PART NUMBER	CTN/ CRATE	LB/ 100	LIST PRICE	SIZE	PART NUMBER	CTN/ CRATE	LB/ 100	LIST PRICE																														
90 DEGREE EL SxG 4" is long radius.					46 - 89 DEGREE FABRICATED EL GxG and SxG (give size and angle when placing order) Non-Returnable					90 DEGREE EL SxG LONG SWEEP																																		
4*	124-0004	9/160	109	77.98	4	140-04			259.11	4	924-L4			810.96																														
6*	124-0006	7/60	291	164.90	6	140-06			439.66	6	924-L6			1,156.38																														
8*	124-0008	8/30	568	445.29	8	140-08			700.88	DEEP SOCKET 22 1/2 GxDSG																																		
10*	124-0010	3/16	1055	1,441.45	10	140-10			1,791.04																																			
12*	124-0012	1/9	2006	1,835.00	12	140-12			2,323.63																																			
15	124-0015	1/3	4808	3,617.13	15	140-15			4,873.90																																			
18	124-0018	1	10100	6,198.19	18	140-18			8,290.35																																			
21	124-0021	1	16600	10,414.33	21	140-21			14,225.90																																			
24	124-0024	1	23400	12,859.13	24	140-24			18,799.43																																			
27	124-0027	1	32300	17,864.21	27	140-27			21,769.99																																			
30	124-0030		43100	22,586.10	30	140-30			22,839.52																																			
36	124-0036			31,707.10	36	140-36			29,560.23																																			
FABRICATED 90 DEGREE EL SxG					22 1/2 DEGREE EL GxG LONG SWEEP					DEEP SOCKET 45 GxDSG																																		
6	954-0006	6	560	239.67	4	917-L4		227	643.39	4	951-0DS4	12	429	479.86																														
8	154-0008	4	1430	536.37	6	917-L6		671	913.25	5	951-0DS5			516.40																														
10	154-0010	2	1557	1,572.92	22 1/2 DEGREE EL SxG LONG SWEEP					6	951-0DS6	8	623	497.10																														
1 - 44 DEGREE FABRICATED EL GxG and SxG (give size and angle when placing order) Non-Returnable										8	951-0DS8	8	1020	969.57																														
										45 DEGREE EL GxG LONG SWEEP					DEEP SOCKET SETTLER COUPLING GxDSG																													
																				4	119-04			213.84	4	918-L4	20/125	211	643.38	4	905-0DS4		215	525.84										
																				6	119-06			363.35	6	918-L6	8/40	642	913.25	5	905-0DS5			578.61										
																				8	119-08			594.48	45 DEGREE EL SxG LONG SWEEP					6	905-0DS6	8/30	480	671.59										
																				10	119-10			1,250.36						8	905-0DS8			760	1,150.19									
																				12	119-12			1,804.00						DEEP SOCKET 45 SPxDSG														
																				15	119-15			3,969.01											4	921-L4		340	643.39	DEEP SOCKET SETTLER COUPLING SxDSG				
																				18	119-18			6,648.65											6	921-L6		1021	913.25					
					21	119-21			10,709.88											45 DEGREE EL GxG LONG SWEEP																								
24	119-24			14,500.97	6	922-L6	8/25	992	913.25																																			
27	119-27			15,822.44	90 DEGREE EL GxG LONG SWEEP																																							
30	119-30			17,866.30						4	922-L4	15/80	324	643.39																														
36	119-36			22,729.60						6	922-L6			913.25																														
										DEEP SOCKET 45 SPxDSG																																		
															4	925-0DS4			200						479.68																			
															5	925-0DS5									531.78																			
															6	925-0DS6			452						651.60																			
															8	925-0DS8			700						1,115.74																			
															4	923-L4			495	849.29																								
															6	923-L6				1,210.08																								

*Denotes molded fitting. All others are fabricated. Larger sizes are available upon request up to 48"




4" - 36" GASKETED SEWER FITTINGS

Fittings are manufactured to ASTM D 3034 SDR 35 and ASTM F 1336 specifications.

SIZE	PART NUMBER	CTN/ CRATE	LB/ 100	LIST PRICE	SIZE	PART NUMBER	CTN/ CRATE	LB/ 100	LIST PRICE	SIZE	PART NUMBER	CTN/ CRATE	LB/ 100	LIST PRICE	
C900 SPIGOT x HEAVY WALL SEWER GASKET ADAPTER 					TWO WAY CLEANOUT TEE GxGxH 										
4	Y79-00049G		220	380.27	4X4*	993-04449H	12/110	210	273.34						
6	Y79-00069G		520	457.71	6X6*	993-06669H	6/36	656	1,552.08						
8	Y79-00089G		990	1,472.35	SPxSP RISER ADAPTER 										
10	Y79-00109G		1610	1,803.74											
12	Y79-00129G		2440	2,160.69											
18	Y79-00189G		8500	6,892.31											
24	Y79-00249G		18300	9,760.08						6*	141-0066	16	128	248.94	
C900 GASKET x HEAVY WALL SEWER GASKET ADAPTER 					TEMPORARY PLUG 										
4	Y80-00049G		300	380.27	4	TP-04	45	15	28.69						
6	Y80-00069G		580	457.71	6	TP-06	45	40	42.64						
8	Y80-00089G		1000	1,472.35	8	TP-08	15	85	87.93						
10	Y80-00109G		1530	1,803.74											
12	Y80-00129G		2170	2,160.69											
18	Y80-00189G		9000	6,892.31											
24	Y80-00249G		21900	9,760.08											
C900 GASKET x HEAVY WALL SEWER SPIGOT ADAPTER 															
4	Y81-00049S		240	380.27											
6	Y81-00069S		500	457.71											
8	Y81-00089S		830	1,260.23											
10	Y81-00109S		1360	1,803.74											
12	Y81-00129S		2330	2,160.69											
18	Y81-00189S		6900	6,892.31											
24	Y81-00249S			9,760.08											
TWO WAY CLEANOUT TEE GxGxG 															
4x4*	993-0444	12/110	226	273.34											
6x6*	993-0666	6/36	694	1,552.08											
8x4*	993-0084	4/21		1,472.66											
8x6*	993-0086	4/21	1143	1,640.25											
8x8*	993-0888	4/21	1285	2,427.17											

ASTM D 3034 SOLVENT WELD SEWER FITTINGS

Solvent Weld
SDR35 Sewer Fittings



1-800-437-4670
FAX 1-800-822-6989

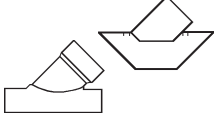
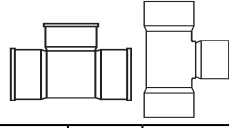
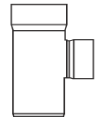
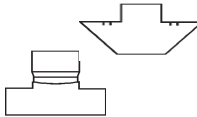


3" - 30" SOLVENT WELD SEWER FITTINGS

Short Skirt saddles with 4" and 6" branches onto 8" - 15" mains are available with or without protrusions.

Fittings are manufactured to ASTM D 3034 SDR 35 and ASTM F 1336 specifications.

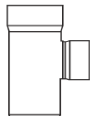
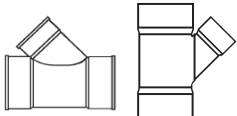
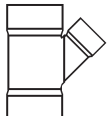
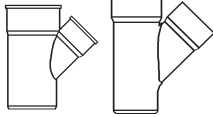
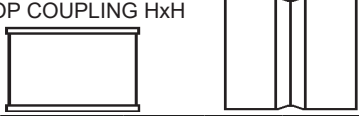

Solvent Weld
SDR35 Sewer Fittings

SIZE	PART NUMBER	CTN/ CRATE	LB/ 100	LIST PRICE	SIZE	PART NUMBER	CTN/ CRATE	LB/ 100	LIST PRICE	SIZE	PART NUMBER	CTN/ CRATE	LB/ 100	LIST PRICE
SADDLE WYE SOLVENT BRANCH, SOLVENT SKIRT WITH STRAPS# 					15x12	202-1512	1	2000	1,914.37	18x6	203-0186	1	4800	5,380.53
					18x4*	202-0184	4	136	639.44	18x8	203-0188	1	5300	5,628.70
					18x6*	202-0186	4	238	683.56	18x10	203-1810	1/2	5800	5,852.28
					18x8	202-0188	1	760	1,229.03	18x12	203-1812	1	6400	6,016.87
6x4*	201-0064	18/160	140	171.86	18x10	202-1810	1	1175	1,444.72	18x15	203-1815	1	7600	6,420.83
8x4*	201-0084	20/125	165	235.28	18x12	202-1812	1	2000	2,001.09	18x18	203-1818	1	9300	6,789.74
8x6*	201-0086	12/90	308	248.84	18x15	202-1815	1	2800	2,181.89	21x4	203-0214	1	7500	7,385.20
10x4*	201-0104	12	169	276.09	21x4*	202-0214	4	160	494.42	21x6	203-0216	1	8000	7,935.17
10x6*	201-0106	10	312	311.39	21x6*	202-0216	4	262	543.28	21x8	203-0218	1	8600	8,536.99
10x8	201-0108	2	1000	1,004.52	24x4*	202-0244	4	164	536.15	21x10	203-2110	1	9300	9,185.37
12x4*	201-0124	12	177	285.01	24x6*	202-0246	4	266	942.55	21x12	203-2112		10000	9,858.48
12x6*	201-0126	10	266	381.46	27x4*	202-0274	1	172	846.47	21x15	203-2115		11400	11,025.19
12x8	201-0128	2	1000	1,420.12	27x6*	202-0276	1	274	911.00	21x18	203-2118		13000	12,534.37
12x10	201-1210	1	1751	1,728.77	EXTRA 300 SERIES STAINLESS STEEL STRAPS					21x21	203-2121		15000	15,461.15
15x4*	201-0154	10	177	304.27						24x4	203-0244		10800	11,317.17
15x6*	201-0156	10	266	339.27						24x6	203-0246		11400	13,957.04
15x8	201-0158	2	1000	1,903.90						24x8	203-0248		12200	14,343.03
15x10	201-1510	1	1751	2,159.61	6	133-0006	50	11	51.30	24x10	203-2410		13000	14,487.87
15x12	201-1512	1	3055	2,632.34	8	133-0008	50	13	56.35	24x12	203-2412		13900	14,806.45
18x4*	201-0184	1	179	481.73	10	133-0010	50	15	61.52	24x15	203-2415		15500	14,919.71
18x6*	201-0186	1	322	515.16	15	133-0015	50	19	67.39	24x18	203-2418		17200	20,582.85
18x8	201-0188	1	1000	2,020.05	18	133-0018	50	20	112.29	24x21	203-2421		19800	24,157.22
18x10	201-1810	1	1751	2,292.13	FULL & REDUCING TEE HxHxH 					24x24	203-2424		22300	28,760.36
18x12	201-1812	1	3055	2,725.50						FULL & REDUCING TEE SxHxH 				
18x15	201-1815	1	4329	3,005.77										
21x4*	201-0214	1	203	517.50										
21x6*	201-0216	1	346	551.27	3x3*	203-0033	25/420	42	26.16					
24x4*	201-0244	1	207	552.74	4x4*	203-0044	12/180	106	32.33	6x4	204-0064	6	291	158.29
24x6*	201-0246	1	350	674.62	6x4*	203-0064	8/76	276	131.80	6x6*	204-0066	7	379	139.18
27x4*	201-0274	1	215	910.00	6x6*	203-0066	7/43	393	134.64	8x4	204-0084	5	582	412.12
27x6*	201-0276	1	358	979.39	8x4*	203-0084	8/40	492	294.77	8x6	204-0086	4	720	419.39
SADDLE TEE SOLVENT BRANCH, SOLVENT SKIRT WITH STRAPS# 					8x6*	203-0086	4/32	601	364.67	8x8	204-0088	3	840	743.38
					8x8*	203-0088	6/24	754	549.78	10x4	204-0104	3/18	1055	1,139.89
					10x4	203-0104	3/18	1055	991.18	10x6	204-0106	2/12	1285	1,312.04
					10x6	203-0106	3/12	1285	1,140.90	10x8	204-0108	2/10	1528	1,643.19
6x4*	202-0064	12/234	119	164.98	10x8	203-0108	2/10	1528	1,428.88	10x10	204-1010	2/8	1833	1,983.15
8x4*	202-0084	20/150	122	229.53	10x10	203-1010	2/8	1833	1,724.45	12x4	204-0124	2/12	1652	1,592.02
8x6*	202-0086	10/90	224	254.43	12x4	203-0124	2/12	1652	1,384.44	12x6	204-0126	2/12	1952	1,717.71
10x4*	202-0104	10	126	270.44	12x6	203-0126	2/8	1898	1,493.69	12x8	204-0128	1/6	2242	2,046.56
10x6*	202-0106	10	228	308.94	12x8	203-0128	1/6	2180	1,779.62	12x10	204-1210	1/6	2636	2,196.79
10x8	202-0108	2	740	750.40	12x10	203-1210	1/6	2636	1,910.28	12x12	204-1212	1/5	3000	2,974.47
12x4*	202-0124	6	134	277.93	12x12	203-1212	1/5	3000	2,586.50	15x4	204-0154	/5	2960	2,342.47
12x6*	202-0126	4	236	319.35	15x4	203-0154	1/5	2960	2,036.96	15x6	204-0156	1/6	3263	2,705.29
12x8	202-0128	2	740	885.27	15x6	203-0156	1/6	3263	2,352.37	15x8	204-0158	2/5	3633	2,942.62
12x10	202-1210	2	1150	1,155.36	15x8	203-0158	1/5	3633	2,558.83	15x10	204-1510	2/3	4107	3,122.96
15x4*	202-0154	6	134	434.65	15x10	203-1510	2/3	4107	2,715.65	15x12	204-1512	2/3	4631	3,791.62
15x6*	202-0156	4	236	503.03	15x12	203-1512	2/3	4631	3,297.05	15x15	204-1515	1/3	5509	4,601.96
15x8	202-0158	2	760	1,092.37	15x15	203-1515	1/3	5509	4,001.76	18x4	204-0184	1	4400	5,977.60
15x10	202-1510	2	1175	1,324.68	18x4	203-0184	1	4400	5,197.92	18x6	204-0186	1	4800	6,187.60



3" - 30" SOLVENT WELD SEWER FITTINGS

Fittings are manufactured to ASTM D 3034 SDR 35 and ASTM F 1336 specifications.

SIZE	PART NUMBER	CTN/ CRATE	LB/ 100	LIST PRICE	SIZE	PART NUMBER	CTN/ CRATE	LB/ 100	LIST PRICE	SIZE	PART NUMBER	CTN/ CRATE	LB/ 100	LIST PRICE
FULL & REDUCING TEE SxHxH 					FULL & REDUCING WYE HxHxH 					FABRICATED WYE HxHxH 				
18x8	204-0188	1	5200	6,472.98	3x3*	207-0033	20/250	59	40.23	6x6	247-0066	6	537	345.30
18x10	204-1810	1	6800	6,730.12	4x4*	207-0044	8/140	134	44.86	8x4	247-0084	5	604	470.13
18x12	204-1812	1	6400	6,919.42	6x4*	207-0064	7/60	285	165.94	8x6	247-0086	3	775	526.68
18x15	204-1815	1	7600	7,383.88	6x6*	207-0066	5/43	420	190.34	FULL & REDUCING WYE SxHxH 				
18x18	204-1818	1	9800	7,808.21	8x4*	207-0084	8/32	555	357.65					
21x4	204-0214	1	7400	8,492.97	8x6*	207-0086	6/26	733	425.76	6x4*	208-0064	8/54	291	175.04
21x6	204-0216	1	8000	9,125.39	8x8*	207-0088	4/18	1016	636.08	6x6	208-0066	6/43	412	284.56
21x8	204-0218	1	8600	9,817.51	10x4	207-0104	3/12	1077	1,017.70	8x4	208-0084	5/32	604	411.44
21x10	204-2110		9300	10,563.19	10x6	207-0106	2/12	1341	1,127.46	8x6	208-0086	3/26	775	489.60
21x12	204-2112		12700	11,337.25	10x8	207-0108	2/8	1698	1,647.20	8x8	208-0088	2/18	1276	731.58
21x15	204-2115		11400	12,678.95	10x10	207-1010	3/6	2357	1,882.64	10x4	208-0104	2/12	1077	1,222.69
21x18	204-2118		13000	14,414.54	12x4	207-0124	1/12	1674	1,457.14	10x6	208-0106	2/12	1341	1,377.65
21x21	204-2121		15000	17,780.31	12x6	207-0126	1/8	2008	1,646.81	10x8	208-0108	2/8	1698	1,894.29
24x4	204-0244		10800	13,014.77	12x8	207-0128	3/6	2412	2,109.80	10x10	208-1010	3/6	2357	2,165.22
24x6	204-0246		11400	16,050.57	12x10	207-1210	2/6	2906	2,555.88	12x4	208-0124	1/12	1674	1,676.09
24x8	204-0248		12200	16,494.52	12x12	207-1212	1/4	4038	3,016.99	12x6	208-0126	1/10	2008	1,893.78
24x10	204-2410		13000	16,661.07	15x4	207-0154	1/6	2982	2,185.77	12x8	208-0128	3/6	2412	2,426.27
24x12	204-2412		13900	17,027.37	15x6	207-0156	1/5	3319	2,533.67	12x10	208-1210	2/4	2906	2,939.26
24x15	204-2415		15500	17,157.61	15x8	207-0158	2/6	3803	3,108.22	12x12	208-1212	1/4	4038	3,471.88
24x18	204-2418		17200	23,670.27	15x10	207-1510	1/3	4377	3,617.82	15x4	208-0154	1/6	2982	2,513.63
24x21	204-2421		19800	27,780.78	15x12	207-1512	1	5161	4,063.50	15x6	208-0156	1/5	3319	2,913.72
24x24	204-2424		22300	33,074.42	15x15	207-1515	1	7011	5,358.67	15x8	208-0158	2/5	3803	3,574.45
STOP COUPLING HxH 					18x4	207-0184	1	4400	5,457.87	15x10	208-1510	1/3	4377	4,160.42
					18x6	207-0186	1	4900	5,649.56	15x12	208-1512	1	5161	4,672.86
					18x8	207-0188	1	5400	5,910.10	15x15	208-1515	1	7011	6,162.44
					18x10	207-1810	1	6100	6,144.93	18x4	208-0184	1	4400	6,276.49
3*	205-0003	42/1200	18	14.23	18x12	207-1812		6900	6,317.76	18x6	208-0186	1	4900	6,496.97
4*	205-0004	41/650	38	16.30	18x15	207-1815		8500	6,741.81	18x8	208-0188	1	5400	6,796.67
6*	205-0006	18/160	130	59.52	18x18	207-1818		13100	7,918.65	18x10	208-1810	1	6100	7,066.60
8*	205-0008	10/60	307	185.02	21x4	207-0214		7900	7,852.12	18x12	208-1812		6900	7,265.43
10	205-0010	5/24	734	524.11	21x6	207-0216		8500	8,430.21	18x15	208-1815		8500	7,753.03
12	205-0012	2/18	1197	892.24	21x8	207-0218		9700	9,530.17	18x18	208-1818		13100	9,106.44
15	205-0015	1	2170	1,562.59	21x10	207-2110		11000	10,765.94	21x4	208-0214		7900	9,029.96
18	205-0018	1	3300	3,249.53	21x12	207-2112		12000	11,657.56	21x6	208-0216		8500	9,694.71
21	205-0021	1	5500	5,670.10	21x15	207-2115		14200	13,528.96	21x8	208-0218		9700	10,959.67
24	205-0024	1	8100	8,154.15	21x18	207-2118		17500	15,964.06	21x10	208-2110		11000	12,380.86
REPAIR COUPLING HxH (No Stop) 					21x21	207-2121		22100	20,945.10	21x12	208-2112		12000	13,406.14
					24x4	207-0244		11400	11,883.07	21x15	208-2115		14200	15,558.31
					24x6	207-0246		12100	14,654.87	24x10	207-2410		15100	15,212.29
					24x8	207-0248		13600	15,060.20	24x12	207-2412		16300	15,546.73
4*	206-0004	41/650	37	71.03	24x15	207-2415		18800	15,665.67	24x18	207-2418		22600	21,612.00
6	206-0006	16/120	118	147.94	24x18	207-2418		22600	21,612.00	24x21	207-2421		25900	25,365.09
					24x21	207-2421		25900	25,365.09	24x24	207-2424		30000	30,198.42
					24x24	207-2424		30000	30,198.42	24x10	208-2410		15100	17,494.13

Solvent Weld SDR35 Sewer Fittings

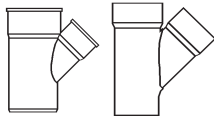
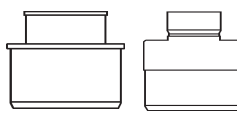


*Denotes molded fitting. All others are fabricated.



3" - 30" SOLVENT WELD SEWER FITTINGS

Fittings are manufactured to ASTM D 3034 SDR 35 and ASTM F 1336 specifications.

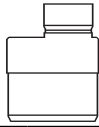

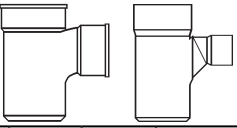
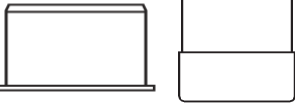
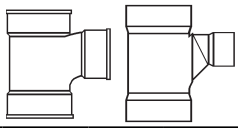
Solvent Weld
SDR35 Sewer Fittings

SIZE	PART NUMBER	CTN/ CRATE	LB/ 100	LIST PRICE	SIZE	PART NUMBER	CTN/ CRATE	LB/ 100	LIST PRICE	SIZE	PART NUMBER	CTN/ CRATE	LB/ 100	LIST PRICE
FULL & REDUCING WYE SxHxH 					CONCENTRIC REDUCER BUSHING SxH 					ECCENTRIC REDUCER COUPLING HxH 				
24x12	208-2412		16300	17,878.76	4x3*	210-0043	50	30	100.71	4x6*	209-0046ECC	12/250	113	127.39
24x15	208-2415		18800	18,015.50	6x4*	210-0064	15/290	101	77.31	4x8*	209-0048ECC	10	265	325.29
24x18	208-2418		22600	24,853.74	8x4*	210-0084	10/100	282	254.76	4x10	209-0410ECC	5	440	670.45
24x21	208-2421		25900	29,169.86	8x6*	210-0086	10/100	282	259.72	4x12	209-0412ECC	5	760	1,135.06
24x24	208-2424		30000	34,728.21	10x4	210-0104	4	760	558.51	4x15	209-0415ECC	2	785	1,376.97
CONCENTRIC REDUCER COUPLING HxH 					10x6	210-0106	4	830	806.42	4x18	209-0418ECC	1	1300	2,155.97
					10x8	210-0108	4	1000	890.21	4x21	209-0421ECC	1	2100	2,815.40
					12x4	210-0124	2	1130	942.76	4x24	209-0424ECC	1	3000	6,624.32
					12x6	210-0126	2	1200	996.17	6x8	209-0068ECC	15/60	330	334.29
3x4*	209-0034	52/720	31	30.66	12x8	210-0128	2	1350	1,080.63	6x10	209-0610ECC	9	510	1,078.11
4x6*	209-0046	18/330	100	79.09	12x10	210-1210	2	1450	1,357.39	6x12	209-0612ECC	5	830	1,195.80
4x8*	209-0048	10/100	265	325.29	15x4	210-0154	2	1979	1,294.26	6x15	209-0615ECC	2	854	1,729.24
4x10	209-0410	5	440	670.45	15x6	210-0156	1	2048	1,435.53	6x18	209-0618ECC	1	1400	2,275.34
4x12	209-0412	5	760	1,135.06	15x8	210-0158	1	2183	1,927.04	6x21	209-0621ECC	1	2200	2,864.25
4x15	209-0415	2	785	1,376.97	15x10	210-1510	1	2423	2,150.69	6x24	209-0624ECC	1	3100	6,672.61
4x18	209-0418	1	1300	2,155.97	15x12	210-1512	1	2700	2,281.17	8x10	209-0810ECC	4	660	1,319.14
4x21	209-0421	1	2100	2,815.40	18x4	210-0184	1	3300	2,155.97	8x12	209-0812ECC	4	980	1,560.21
4x24	209-0424	1	3000	6,624.32	18x6	210-0186	1	3400	2,275.34	8x15	209-0815ECC	2	990	2,285.45
6x8*	209-0068	15/125	263	334.29	18x8	210-0188	1	3500	2,366.45	8x18	209-0818ECC	1	1500	2,366.45
6x10	209-0610	9	510	1,078.11	18x10	210-1810	1	3800	2,455.49	8x21	209-0821ECC	1	2300	2,937.14
6x12	209-0612	5	830	1,195.80	18x12	210-1812	1	4000	2,511.64	8x24	209-0824ECC	1	3200	6,745.86
6x15	209-0615	2	854	1,729.24	18x15	210-1815	1	4700	2,527.54	10x12	209-1012ECC	3	1200	1,285.19
6x18	209-0618	1	1400	2,275.34	21x4	210-0214	1	5400	2,781.68	10x15	209-1015ECC	2	1230	2,518.01
6x21	209-0621	1	2200	2,864.25	21x6	210-0216		5500	2,850.25	10x18	209-1018ECC	1	1700	2,775.36
6x24	209-0624	1	3100	6,672.61	21x8	210-0218		5600	2,913.37	10x21	209-1021ECC	1	2500	3,032.63
8x10	209-0810	6	530	959.90	21x10	210-2110		5800	3,032.63	10x24	209-1024ECC		3400	6,841.05
8x12	209-0812	4	980	1,560.21	21x12	210-2112		6100	3,143.03	12x15	209-1215ECC	2	1490	2,511.64
8x15	209-0815	2	990	2,285.45	21x15	210-2115		6800	3,351.90	12x18	209-1218ECC	1	2000	2,879.80
8x18	209-0818	1	1500	2,366.45	21x18	210-2118		7600	3,776.41	12x21	209-1221ECC		2800	3,142.76
8x21	209-0821	1	2300	2,937.14	24x4	210-0244		7500	6,535.99	12x24	209-1224ECC		3700	6,951.73
8x24	209-0824	1	3200	6,745.86	24x6	210-0246		7600	6,613.53	15x18	209-1518ECC	1	2700	3,181.64
10x12	209-1012	4/24	810	1,285.19	24x8	210-0248		7700	6,696.48	15x21	209-1521ECC		3500	3,382.96
10x15	209-1015	2	1230	2,518.01	24x10	210-2410		8000	6,853.02	15x24	209-1524ECC		4400	7,192.17
10x18	209-1018	1	1700	2,455.49	24x12	210-2412		8200	6,942.24	18x21	209-1821ECC		4300	3,748.44
10x21	209-1021	1	2500	3,032.63	24x15	210-2415		8900	7,140.29	18x24	209-1824ECC		5200	7,557.50
10x24	209-1024		3400	6,841.05	24x18	210-2418		9700	7,453.31	21x24	209-2124ECC		6000	9,174.58
12x15	209-1215	2	1560	2,672.63	24x21	210-2421		11400	8,763.57					
12x18	209-1218	1	2000	2,715.82										
12x21	209-1221		2800	3,142.76										
12x24	209-1224		3700	6,951.73										
15x18	209-1518		2700	3,181.64										
15x21	209-1521		3500	3,382.96										
15x24	209-1524		4400	7,192.17										
18x21	209-1821		4300	3,748.44										
18x24	209-1824		5200	7,557.50										
21x24	209-2124		6000	9,174.58										



3" - 30" SOLVENT WELD SEWER FITTINGS

Fittings are manufactured to ASTM D 3034 SDR 35 and ASTM F 1336 specifications.

SIZE	PART NUMBER	CTN/ CRATE	LB/ 100	LIST PRICE	SIZE	PART NUMBER	CTN/ CRATE	LB/ 100	LIST PRICE	SIZE	PART NUMBER	CTN/ CRATE	LB/ 100	LIST PRICE	
ECCENTRIC REDUCER BUSHING SxH 					CAP H 					15x4	213-0154	1	3158	2,295.10	
										15x6	213-0156	1/5	3541	2,660.38	
6x4*	210-0064ECC	12/250	120	127.39	3*	211-0003	90/1440	15	12.41	15x8	213-0158	1	4262	3,263.60	
8x4	210-0084ECC	16	282	254.76	4*	211-0004	65/1100	33	14.23	18x4	213-0184	2	5100	5,730.77	
8x6	210-0086ECC	12	360	259.72	6*	211-0006	18/290	104	52.10	18x6	213-0186	1	5700	5,932.06	
10x4	210-0104ECC	4	760	558.51	8*	211-0008	15/120	232	170.56	18x8	213-0188	1	6600	6,205.63	
10x6	210-0106ECC	4	830	806.42	10*	211-0010	8/77	413	561.77	21x4	213-0214	1	8000	8,238.23	
10x8	210-0108ECC	4	980	890.21	12*	211-0012	4/42	733	711.22	21x6	213-0216	1	8500	8,851.70	
12x4	210-0124ECC	2	1130	942.76	15*	211-0015	6/48	750	1,226.80	21x8	213-0218		9700	10,006.68	
12x6	210-0126ECC	2	1200	996.17	18*	211-0018	3/27	1300	2,164.73	24x4	213-0244		11500	12,969.12	
12x8	210-0128ECC	2	1350	1,080.63	21	211-0021		3	2100	4,750.24	24x6	213-0246		12200	15,387.61
12x10	210-1210ECC	2	1570	1,357.39	24	211-0024	1/10	3000	5,421.78	24x8	213-0248		13600	15,813.22	
15x4	210-0154ECC	2	1979	1,294.26	27	211-0027	1/8	4000	6,777.41	T-Y SxHxH 					
15x6	210-0156ECC	1	2048	1,435.53	PLUG SP 										
15x8	210-0158ECC	1	2183	1,927.04						4*	112-0004	56/800	33	32.88	4x4*
15x10	210-1510ECC	1	2423	2,150.69	6*	112-0006	18/290	107	50.39	6x4	214-0064	6	352	310.04	
15x12	210-1512ECC	1	2590	2,281.17	8*	112-0008	15/100	257	178.57	6x6	214-0066	6	618	409.65	
18x4	210-0184ECC	1	3300	2,155.97	10*	112-0010	6/60	505	594.95	8x4	214-0084	5	757	431.97	
18x6	210-0186ECC	1	3400	2,275.34	12*	112-0012	4/36	767	711.04	8x6	214-0086	3	907	514.04	
18x8	210-0188ECC	1	3500	2,366.45	15	112-0015	2/10	1850	1,399.31	8x8	214-0088	2	1351	966.21	
18x10	210-1810ECC	1	3800	2,455.49	18	112-0018	1/8	2900	1,970.19	10x4	214-0104	2	1253	1,452.08	
18x12	210-1812ECC	1	4000	2,511.64	21	112-0021	1	5300	3,897.04	10x6	214-0106	2	1759	1,679.95	
18x15	210-1815ECC	1	4700	2,527.54	24	112-0024	1	7500	5,859.81	10x8	214-0108	3	1945	2,606.92	
21x4	210-0214ECC	1	5400	2,781.68	27	112-0027	1	8100	7,165.09	12x4	214-0124	1	1873	1,759.95	
21x6	210-0216ECC		5500	2,850.25	30	112-0030	1	18900	12,810.85	12x6	214-0126	1	2146	1,989.88	
21x8	210-0218ECC		5600	2,913.37	36	112-0036	1	31700	16,394.58	12x8	214-0128	1	2722	3,217.70	
21x10	210-2110ECC		5800	3,032.63	T-Y HxHxH 					15x4	214-0154	1	3158	2,639.31	
21x12	210-2112ECC		6100	3,143.03						15x6	214-0156	1	3541	3,059.43	
21x15	210-2115ECC		6800	3,351.90	3x3*	213-0033	20/336	54	50.63	15x8	214-0158	2	4262	3,753.15	
21x18	210-2118ECC		7600	3,776.41	4x4*	213-0044	8/120	120	51.96	18x4	214-0184	1	5100	6,590.34	
24x4	210-0244ECC		7500	6,535.99	6x4*	213-0064	7/56	336	269.54	18x6	214-0186	1	5700	6,821.86	
24x6	210-0246ECC		7600	6,613.53	6x6*	213-0066	6/46	370	356.20	18x8	214-0188	1	6600	7,136.48	
24x8	210-0248ECC		7700	6,696.48	8x4	213-0084	5/25	757	375.61	21x4	214-0214	1	8000	9,481.43	
24x10	210-2410ECC		8000	6,853.02	8x6	213-0086	3/18	907	446.97	21x6	214-0216	1	8500	10,179.44	
24x12	210-2412ECC		8200	6,942.24	8x8	213-0088	2/15	1166	840.20	21x8	214-0218		9700	11,507.68	
24x15	210-2415ECC		8900	7,140.29	10x4	213-0104	2/12	1253	1,262.66	24x4	214-0244		11500	14,914.49	
24x18	210-2418ECC		9700	7,453.31	10x6	213-0106	2/10	1759	1,460.83	24x6	214-0246		12200	17,695.80	
24x21	210-2421ECC		11400	8,763.57	10x8	213-0108	2/7	1945	2,266.92	24x8	214-0248		13600	18,185.20	
					12x4	213-0124	1/8	1873	1,530.36						
					12x6	213-0126	1	2146	1,730.33						
					12x8	213-0128	1	2722	2,798.03						

SDR35 Sewer Fittings Solvent Weld

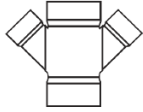
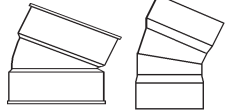

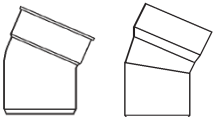
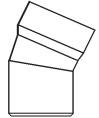
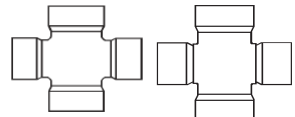
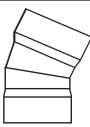
*Denotes molded fitting. All others are fabricated.



3" - 30" SOLVENT WELD SEWER FITTINGS

Fittings are manufactured to ASTM D 3034 SDR 35 and ASTM F 1336 specifications.

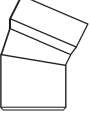
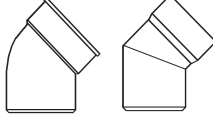
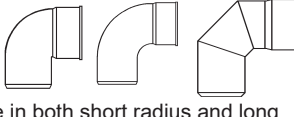

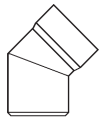
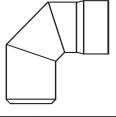
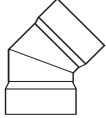
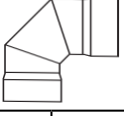
Solvent Weld
SDR35 Sewer Fittings

SIZE	PART NUMBER	CTN/ CRATE	LB/ 100	LIST PRICE	SIZE	PART NUMBER	CTN/ CRATE	LB/ 100	LIST PRICE	SIZE	PART NUMBER	CTN/ CRATE	LB/ 100	LIST PRICE					
FULL & REDUCING DOUBLE WYE HxHxHxH 					15x10	226-1510	1	5127	3,937.64	22 1/2 DEGREE EL HxH 									
					15x12	226-1512	1	6461	4,945.59										
					15x15	226-1515	1	9237	6,202.76										
					18x4	226-0184	1	4500	6,757.34										
6x4*	215-0064	5	387	261.53	18x6	226-0186	1	5000	7,263.74	3*	217-0003	36/900	22	26.16					
6x6	215-0066	3/17	572	431.51	18x8	226-0188	1	5800	7,880.16	4*	217-0004	24/400	54	26.99					
8x4	215-0084	3	661	649.89	18x10	226-1810	1	6800	8,789.35	6*	217-0006	12/100	188	118.16					
8x6	215-0086	2	968	794.60	18x12	226-1812	1	8200	9,289.92	8*	217-0008	6/52	369	305.55					
8x8	215-0088	1	1679	965.48	18x15	226-1815		9200	10,738.81	10	217-0010	2	980	947.86					
10x4	215-0104	1	1134	1,410.04	18x18	226-1818		12200	14,380.15	12	217-0012	2	1530	1,378.91					
10x6	215-0106	1	1501	1,617.25	11 1/4 DEGREE EL HxH 					15	217-0015	2	3115	3,032.18					
10x8	215-0108	3/5	2108	2,306.05						18	217-0018	1	4590	3,728.19					
10x10	215-1010	2	3090	2,730.06						21	217-0021	1	7370	6,890.50					
12x4	215-0124	1	1731	1,894.76						24	217-0024	1	10440	9,819.26					
12x6	215-0126	2	2168	2,223.17						27	217-0027		15580	12,272.25					
12x8	215-0128	2	2822	2,953.70	4*	H959-0004	24/450	60	223.05	22 1/2 DEGREE EL SxH 									
12x10	215-1210	1	3656	3,591.24	6*	H959-0006	12/120	207	283.89										
12x12	215-1212	1	5309	3,910.05	8	259-0008	6		311.58										
15x4	215-0154	2	3039	3,387.93	10	259-0010	4		966.76										
15x6	215-0156	2	3479	3,915.55	12	259-0012	2		1,406.66										
15x8	215-0158	1	4213	4,351.50	15	259-0015	1		3,093.02	3*	218-0003	36/900	24	29.21					
15x10	215-1510	1	5127	5,245.78	18	259-0018	1	4275	3,803.11	4*	218-0004	21/343	57	33.30					
15x12	215-1512	1	6461	6,094.97	21	259-0021		6845	7,029.02	6*	218-0006	12/100	191	137.85					
15x15	215-1515	1	9237	8,305.91	24	259-0024		9690	10,016.63	8*	218-0008	6/52	371	324.80					
18x4	215-0184	1	4500	7,095.15	27	259-0027		14475	12,518.94	10	218-0010	2	980	912.67					
18x6	215-0186	1	5000	7,626.93	11 1/4 DEGREE EL SxH 					12	218-0012	2	1530	2,038.18					
18x8	215-0188	1	5800	8,274.13						15	218-0015	2	3115	2,901.33					
CROSS HxHxHxH 										4*	H960-0004	24/450	66	228.60	18	218-0018	1	4849	3,728.19
										6*	H960-0006	12/100	227	290.99	21	218-0021	1	7945	6,890.50
										8	260-0008	6	525	332.90	24	218-0024	1	10969	9,819.26
					10	260-0010	4	915	966.76	27	218-0027	1	16330	12,272.25					
					12	260-0012	2	1440	1,406.66	30 DEGREE EL HxH 									
6x4*	226-0044	8/160	109	95.17	15	260-0015	1	2895	3,093.02										
6x6	226-0064	4/25	326	338.44	18	260-0018	1	4435	3,803.11										
6x6	226-0066	4/25	413	409.27	21	260-0021		7150	7,029.02										
8x4	226-0084	3	617	618.46	24	260-0024		10075	10,016.63										
8x6	226-0086	2	824	652.17	27	260-0027		19300	12,518.94	4	H961-0004		80	220.81					
8x8	226-0088	2/10	1175	794.86						6	H961-0006		354	281.11					
10x4	226-0104	2	1090	1,288.60						8	261-0008	6	581	308.44					
10x6	226-0106	1	1389	1,540.22						10	261-0010	4	1067	957.18					
10x8	226-0108	1	1768	2,000.42						12	261-0012	2	1838	1,392.69					
10x10	226-1010	2	2304	2,500.48						15	261-0015		3495	3,062.37					
12x4	226-0124	1	1987	1,799.68						18	261-0018		4810	3,765.47					
12x6	226-0126	1	2056	2,016.50						21	261-0021		7730	6,959.43					
12x8	226-0128	1	2482	2,491.53						24	261-0024		10950	9,917.45					
12x10	226-1210	1	3656	2,851.09						27	261-0027		16330	12,394.98					
12x12	226-1212	1/3	5400	3,170.15															
15x4	226-0154	1	3039	3,115.06															
15x6	226-0156	1	3479	3,595.16															
15x8	226-0158	1	4213	3,763.50															



3" - 30" SOLVENT WELD SEWER FITTINGS

Fittings are manufactured to ASTM D 3034 SDR 35 and ASTM F 1336 specifications.

SIZE	PART NUMBER	CTN/ CRATE	LB/ 100	LIST PRICE	SIZE	PART NUMBER	CTN/ CRATE	LB/ 100	LIST PRICE	SIZE	PART NUMBER	CTN/ CRATE	LB/ 100	LIST PRICE
30 DEGREE EL SxH 					45 DEGREE EL SxH 					90 DEGREE EL SxH  4" is available in both short radius and long radius. 3", 6" and 10" are short radius.				
4	H962-0004		147	226.35	3*	222-0003	40/720	26	27.31	3*	224-00S3	32/600	32	27.45
6	H962-0006		320	288.15	4*	222-0004	20/375	55	33.30	4*	224-0004	10/160	96	39.51
8	262-0008	6	581	324.80	6*	222-0006	10/95	214	123.76	4*	224-00S4	16/325	73	38.89
10	262-0010	4	1067	957.18	8*	222-0008	10/45	432	323.48	4*	224-0006	8/60	261	161.69
12	262-0012	2	1838	1,392.69	10*	222-0010	4/20	817	893.24	6*	224-0008	8/30	541	442.76
15	262-0015		3495	3,062.37	12*	222-0012	1/12	1483	1,399.16	8*	224-0010	3/16	1033	1,431.05
18	262-0018		4991	3,765.47	15	222-0015	2/4	3495	2,531.14	10*	224-0012	1/9	1975	1,816.72
21	262-0021		8037	6,959.43	18	222-0018	1	5535	3,728.19	15	224-0015	1	4703	3,446.16
24	262-0024		11340	9,917.45	21	222-0021	1/2	8755	6,890.50	18	224-0018	1	10100	6,018.16
27	262-0027		21100	12,394.98	24	222-0024	1	12285	9,819.26	21	224-0021	1	16900	8,654.65
45 DEGREE EL HxH 					FABRICATED 45 DEGREE EL SxH 					FABRICATED 90 DEGREE EL SxH 				
3*	221-0003	40/720	26	19.06	6	H952-0006	10	320	168.34	6	H954-0006	6	444	230.08
4*	221-0004	24/400	53	24.57	8	252-0008	5	581	379.80	8	254-0008	4	836	402.01
6*	221-0006	10/100	204	96.95	10	252-0010	4	1067	953.54	10	254-0010	2	1514	1,300.82
8*	221-0008	10/45	432	264.10	90 DEGREE EL HxH  3" and 4" are available in both short radius and long radius. 6" - 10" are short radius.					1 - 44 DEGREE FABRICATED EL HxH and SxH (give size and angle when placing order) Non-Returnable				
10*	221-0010	4/20	862	927.15	3*	223-00S3	32/600	33	25.42	4	219-04			162.42
12*	221-0012	1/12	1586	1,439.88	3*	223-0003	24/400	40	27.45	6	219-06			368.41
15	221-0015	2	3495	3,217.92	4*	223-00S4	20/325	67	28.59	8	219-08			603.48
18	221-0018	1	5280	3,728.19	4*	223-0004	12/230	89	33.77	10	219-10			1,260.67
21	221-0021	1	8495	6,890.50	6*	223-0006	9/80	261	89.89	12	219-12			1,804.54
24	221-0024	1	12032	9,819.26	8*	223-0008	8/35	544	372.92	15	219-15			4,106.34
27	221-0027	1	17939	12,272.25	10*	223-0010	3/16	1078	1,307.11	18	219-18			4,850.58
FABRICATED 45 DEGREE EL HxH 					12*	223-0012	1/9	2067	1,927.08	21	219-21			8,574.67
6	H951-0006	10	320	220.31	15	223-0015	1/3	4703	3,863.57	24	219-24			12,231.54
8	251-0008	5	581	394.72	18	223-0018	1	10500	5,622.75	27	219-27			14,099.65
10	251-0010	4	1067	1,112.42	21	223-0021	1	17700	8,654.65					
					24	223-0024	1	24400	11,986.11					
					27	223-0027	1	34100	15,694.47					
					FABRICATED 90 DEGREE EL HxH 									
					6	H953-0006	6	444	242.78					
					8	253-0008	4	836	417.01					
					10	253-0010	2	1514	1,426.66					

SDR35 Sewer Fittings Solvent Weld

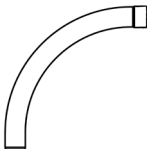
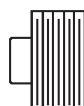


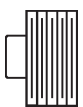
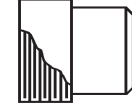
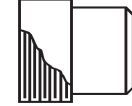







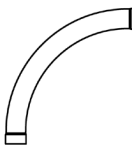
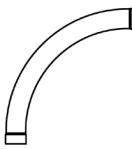

*Denotes molded fitting. All others are fabricated.



3" - 30" SOLVENT WELD SEWER FITTINGS


Fittings are manufactured to ASTM D 3034 SDR 35 and ASTM F 1336 specifications.

Solvent Weld
SDR35 Sewer Fittings

SIZE	PART NUMBER	CTN/ CRATE	LB/ 100	LIST PRICE	SIZE	PART NUMBER	CTN/ CRATE	LB/ 100	LIST PRICE	SIZE	PART NUMBER	CTN/ CRATE	LB/ 100	LIST PRICE		
46-89 DEGREE FABRICATED EL HxH and SxH (give size and angle when placing order) Non-Returnable					90 DEGREE EL SxH LONG SWEEP 					RAISED MIPT PLUG 						
4	240-04			266.41	4	H924-L4			669.41	4*	228-0004	81/1920	23	19.58		
6	240-06			371.02	6	H924-L6			953.78	6*	228-0006	32/900	55	98.73		
8	240-08			704.66	IPS HUB x SEWER SPIGOT ADAPTER 					8*	328-0008	15/350	144	371.06		
10	240-10			1,642.86						10*	328-0010			8	184	664.09
12	240-12			2,604.10	IPS SPIGOT x SEWER HUB ADAPTER 					SMART PLUG (With 3M Disk Marker DM or Metal Plate MP) 						
15	240-15			4,456.09						4*	230-0004	24/650	47	78.83	4*	228-0004DM
18	240-18			7,146.19	4*	230-0004L	36/600	50	78.83	6*	228-0006DM	30/120		284.26		
22 1/2 DEGREE EL HxH LONG SWEEP 					6*	230-0006	24/245	136	180.06	8*	228-0008DM	12		411.98		
					8	230-0008		12	376	341.31	FIPT x SEWER SPIGOT ADAPTER 					
10	230-0010		4	698	442.18	IPS HUB x SEWER HUB ADAPTER 										
12	230-0012		2	1078	608.15	4"					4*	229-0004	36/600	66	25.36	
4x6*	230-0064		12/290	116	139.13	4*	231-0004	44/2160	20	30.93	6*	229-0006	13/180	136	158.29	
22 1/2 DEGREE EL SxH LONG SWEEP 					8	231-0008		8	546	363.22	8	229-0008		6	410	552.74
					10	231-0010		4	904	449.80	10	229-0010			1359	2,811.02
4	H917-L4		196	534.46	12	231-0012		2	1366	708.87	12	229-0012		1930	3,653.82	
6	H917-L6		614	801.69	IPS HUB x SEWER HUB ADAPTER 					COUNTERSUNK MIPT PLUG (S = Short) 						
45 DEGREE EL HxH LONG SWEEP 										4*	232-0004	36/576	37	41.26	4*	234-0004
					6*	232-0006	18/168	135	141.98	6*	234-0006	40/900	51	116.70		
4	H918-L4		196	534.46	8	232-0008		10	403	433.59	6*	234-00S6	40/900	55	116.70	
6	H918-L6		614	801.69	10	232-0010		4	734	1,057.00	EXTRA HEAVY CAST IRON HUB x SEWER HUB ADAPTER Service Weight Available 					
45 DEGREE EL SxH LONG SWEEP 					12	232-0012		2	1197	1,556.05						4
					3x4*	232-0034	36/720	44	30.89	6	238-0006	15	197	154.25		
4	H921-L4		309	534.46	FIPT x SEWER HUB ADAPTER 					With O Ring						
6	H921-L6		964	801.69						4	238-0004W				143.81	
90 DEGREE EL HxH LONG SWEEP 					4*	227-0004	36/625	60	32.33	EXTRA HEAVY CAST IRON HUB x SEWER SPIGOT ADAPTER Service Weight Available 						
					6*	227-0006	13/180	131	152.74							
8*	227-0008		6/100	245	508.51	10	227-0010		1194	2,811.02	4	239-0004	18	76	75.59	
12	227-0012				1675	3,653.82	6	239-0006		25	197	154.25				
4	H923-L4			686.57						With O Ring						
6	H923-L6			978.24						4	239-0004W				130.35	
											6	239-0006W			233.88	

SOLVENT WELD SCHEDULE 40 DWV FITTINGS

Solvent Weld
Schedule 40 Fittings



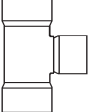


1-800-437-4670
FAX 1-800-822-6989



4" - 24" SOLVENT WELD SCHEDULE 40 DWV FITTINGS

Fabricated fittings are manufactured to ASTM F 1866 Specification. Injection molded fittings are manufactured to ASTM D 2665 specification. To be used for non-pressure drainage applications only.

SIZE	PART NUMBER	CTN/ CRATE	LB/ 100	LIST PRICE	SIZE	PART NUMBER	CTN/ CRATE	LB/ 100	LIST PRICE	SIZE	PART NUMBER	CTN/ CRATE	LB/ 100	LIST PRICE
FABRICATED SADDLE WYE SOLVENT BRANCH, SOLVENT SKIRT WITH STRAPS 					FABRICATED SADDLE TEE SOLVENT BRANCH, SOLVENT SKIRT WITH STRAPS 					FULL & REDUCING TEE HxHxH 				
6x4	301-0064	8	340	256.40	6x4	302-0064	16	255	238.50	4x4*	303-0044	11/165	195	175.84
8x4	301-0084	10	447	362.40	8x4	302-0084	12	395	337.16	6x4*	303-0064	10/80	372	438.69
8x6	301-0086	6	680	373.16	8x6	302-0086	10	544	347.16	6x6*	303-0066	6/44	493	478.03
10x4	301-0104	10	581	456.75	10x4	302-0104	8	529	424.89	8x4*	303-0084	8/40	633	561.73
10x6	301-0106	6	843	532.18	10x6	302-0106	12	696	495.02	8x6*	303-0086	6/29	779	623.19
10x8	301-0108	2	1262	1,195.32	10x8	302-0108	8	953	1,111.91	8x8*	303-0088	5/23	958	779.50
12x4	301-0124	6	581	551.05	12x4	302-0124	2	674	512.61	10x4	303-0104	3/12	1401	981.48
12x6	301-0126	4	843	640.68	12x6	302-0126	6	863	595.79	10x6	303-0106	2/12	1665	1,207.68
12x8	301-0128	2	1262	1,683.34	12x8	302-0128	5	1108	1,565.93	10x8	303-0108	2/8	1987	1,354.88
12x10	301-1210	2	2110	2,015.59	12x10	302-1210	2	1509	1,875.01	10x10	303-1010	2/8	2433	1,528.79
14x4	301-0144	2	581	614.37	14x4	302-0144	2	529	571.55	12x4	303-0124	2/12	1998	1,327.12
14x6	301-0146	1	843	700.05	14x6	302-0146	1	696	650.87	12x6	303-0126	2/8	2357	1,515.28
14x8	301-0148	1	1262	1,723.15	14x8	302-0148	1	953	1,602.92	12x8	303-0128	1	2688	1,733.07
14x10	301-1410	2	2110	2,055.49	14x10	302-1410	1	1509	1,911.77	12x10	303-1210	1/5	3132	2,068.02
14x12	301-1412	2	2926	2,094.35	14x12	302-1412	1	2300	1,948.23	12x12	303-1212	1/5	3602	2,541.48
16x4	301-0164	1	581	654.78	16x4	302-0164	1	529	609.07	14x4	303-0144	1/5	2642	3,013.12
16x6	301-0166	1	843	747.11	16x6	302-0166	1	696	694.98	14x6	303-0146	1/5	2832	3,432.58
16x8	301-0168	1	1262	1,762.44	16x8	302-0168	1	953	1,639.54	14x8	303-0148	1/5	3284	3,616.31
16x10	301-1610	1	2110	2,096.47	16x10	302-1610	1	1509	1,950.18	14x10	303-1410	2	3748	4,151.73
16x12	301-1612	1	2926	2,133.71	16x12	302-1612	1	2300	1,984.88	14x12	303-1412	1	4221	4,956.94
16x14	301-1614	1	4025	2,173.04	16x14	302-1614	1	2860	2,021.43	14x14	303-1414	1/3	4750	5,427.59
18x4	301-0184	1	581	982.78	18x4	302-0184	1	529	904.34	16x4	303-0164	1	3700	3,707.51
18x6	301-0186	1	843	1,037.87	18x6	302-0186	1	696	957.42	16x6	303-0166	1	4056	4,140.85
18x8	301-0188	2	1262	2,301.77	18x8	302-0188	1	953	2,141.18	16x8	303-0168	1	4465	4,411.13
18x10	301-1810	1	2110	2,568.45	18x10	302-1810	1	1509	2,389.26	16x10	303-1610	1	4988	5,215.35
18x12	301-1812	1	2926	3,080.65	18x12	302-1812	1	2300	2,865.70	16x12	303-1612	1	5521	5,406.43
18x14	301-1814	1	4025	3,308.36	18x14	302-1814	1	2860	3,077.55	16x14	303-1614	1	6110	5,829.29
18x16	301-1816	1	5827	3,671.42	18x16	302-1816	1	4148	3,415.25	16x16	303-1616	1	7125	6,325.26
20x4	301-0204	1	581	1,004.51	20x4	302-0204	1	529	928.13	18x4	303-0184	1	4770	5,042.81
20x6	301-0206	1	843	1,096.02	20x6	302-0206	1	696	973.87	18x6	303-0186	1	5210	5,389.00
20x8	301-0208	2	1262	2,204.09	20x8	302-0208	1	953	2,150.32	18x8	303-0188	1	5706	5,633.31
20x10	301-2010	1	2110	2,578.47	20x10	302-2010	1	1509	2,398.55	18x10	303-1810	1	6314	5,835.34
20x12	301-2012	1	2926	3,090.43	20x12	302-2012	1	2300	2,874.78	18x12	303-1812	1	6934	5,881.14
20x14	301-2014	1	4025	3,318.12	20x14	302-2014	1	2860	3,086.62	18x14	303-1814	1	8609	6,065.70
20x16	301-2016	1	5827	3,671.42	20x16	302-2016	1	4148	3,415.25	18x16	303-1816	1	9460	6,308.21
24x4	301-0244	1	589	1,024.02	20x18	302-2018	1	5534	3,608.76	18x18	303-1818	1	10182	8,063.22
24x6	301-0246	1	851	1,115.14	24x4	302-0244	1	537	945.24	20x4	303-0204	1	6375	6,051.89
24x8	301-0248	2	1270	2,321.44	24x6	302-0246	1	704	1,037.39	20x6	303-0206	1	6873	6,468.18
24x10	301-2410	1	2118	2,588.40	24x8	302-0248	1	961	2,159.49	20x8	303-0208	1	7428	6,746.12
24x12	301-2412	1	2934	3,100.23	24x10	302-2410	1	1517	2,407.80	20x10	303-2010	1	8094	7,023.80
24x14	301-2414	1	4033	3,327.84	24x12	302-2412	1	2308	2,883.94	20x12	303-2012	1	8772	7,079.16
24x16	301-2416	1	5835	3,735.69	24x14	302-2414	1	2868	3,095.69	20x14	303-2014	1	9501	7,300.91
					24x16	302-2416	1	4156	3,475.00	20x16	303-2016	1	10490	7,569.16
					24x18	302-2418	1	5534	3,791.61	20x18	303-2018	1	11777	9,675.74
					24x20	302-2420	1	7542	4,268.30	20x20	303-2020	1	12841	10,012.51


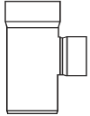
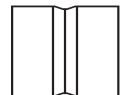
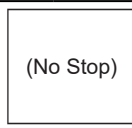
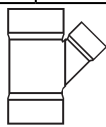
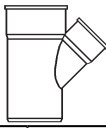
Schedule 40 Fittings
Solvent Weld

*Denotes molded fitting. All others are fabricated.
For saddles with centering ring add 10% to the list price.



4" - 24" SOLVENT WELD SCHEDULE 40 DWV FITTINGS

Fabricated fittings are manufactured to ASTM F 1866 Specification. Injection molded fittings are manufactured to ASTM D 2665 specification. To be used for non-pressure drainage applications only.

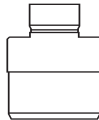

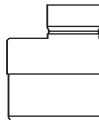
SIZE	PART NUMBER	CTN/ CRATE	LB/ 100	LIST PRICE	SIZE	PART NUMBER	CTN/ CRATE	LB/ 100	LIST PRICE	SIZE	PART NUMBER	CTN/ CRATE	LB/ 100	LIST PRICE
FULL & REDUCING TEE HxHxH					12x4	307-0124	1/10	2221	1,670.34	CONCENTRIC REDUCER COUPLING HxH 				
24x4	303-0244		9937	11,011.61	12x6	307-0126	1/7	2684	1,823.68					
24x6	303-0246		10590	12,880.45	12x8	307-0128	3/6	3294	2,165.85					
24x8	303-0248		11299	13,938.25	12x10	307-1210	2/4	3924	2,425.46					
24x10	303-2410		12120	14,096.57	12x12	307-1212	1/4	4847	3,075.39					
24x12	303-2412		12952	14,406.65	14x4	307-0144	1/5	2789	3,573.60	4x6*	309-0046	10/245	211	263.96
24x14	303-2414		13834	14,516.88	14x6	307-0146	1/5	3334	3,900.35	4x8	309-0048	16	389	457.75
24x16	303-2416		14897	14,544.01	14x8	307-0148	2	3969	4,083.22	4x10	309-0410	5	600	740.89
24x18	303-2418		16419	20,027.23	14x10	307-1410	1	4610	4,486.58	4x12	309-0412	5	890	1,122.51
24x20	303-2420		17961	22,831.18	14x12	307-1412	1	5570	5,421.78	4x14	309-0414	2	902	1,694.55
24x24	303-2424		20679	24,615.72	14x14	307-1414	1	6080	5,896.47	4x16	309-0416	2	1197	2,021.14
TEE SxHxH 					16x4	307-0164	1	3879	4,175.41	4x18	309-0418	2	4100	3,447.10
					16x6	307-0166	1	4544	4,595.23	4x20	309-0420	1	5600	4,136.86
					16x8	307-0168	1	5299	4,876.16	6x8*	309-0068	9/100	385	392.98
					16x10	307-1610	1	6000	5,682.92	6x10	309-0610	9	720	1,180.25
4x4*	304-0044	11/165	193	160.11	16x12	307-1612	1	7001	5,874.20	6x12	309-0612	4	1010	1,312.62
STOP COUPLING HxH 					16x14	307-1614	1	7650	6,296.40	6x14	309-0614	2	1020	1,714.97
					16x16	307-1616	1	8975	6,593.22	6x16	309-0616	2	1301	2,081.22
					18x4	307-0184	1	5492	5,505.82	6x18	309-0618	2	4200	3,632.07
					18x6	307-0186	1	6330	5,737.48	6x20	309-0620	1	5700	4,358.26
4*	305-0004	33/500	79	33.68	18x8	307-0188	1	7253	5,968.97	6x24	309-0624	1	8500	7,609.73
6*	305-0006	16/140	204	138.78	18x10	307-1810	1	8044	6,431.66	8x10	309-0810	6	686	787.69
8*	305-0008	8/60	415	264.58	18x12	307-1812	1	9211	6,662.57	8x12	309-0812	4	1150	1,378.20
10	305-0010	4/24	909	461.85	18x14	307-1814	1	9945	6,894.13	8x14	309-0814	2	1165	1,935.66
12	305-0012	2/18	1373	786.61	18x16	307-1816	1	11298	7,495.82	8x16	309-0816	2	1460	2,401.51
14	305-0014	1/12	1805	1,212.55	18x18	307-1818	1	12700	7,911.90	8x18	309-0818	2	4300	3,911.90
16	305-0016	1	2625	1,352.52	20x4	307-0204	1	6820	6,606.91	8x20	309-0820	1	5800	4,476.46
18	305-0018	1	3352	2,217.52	20x6	307-0206	1	7774	6,885.05	8x24	309-0824	1	8600	7,696.33
20	305-0020	1	4723	3,331.34	20x8	307-0208	1	8815	7,162.74	10x12	309-1012	2	1104	1,447.08
24	305-0024	1	7395	3,747.95	20x10	307-2010	1	9664	7,717.47	10x14	309-1014	2	1438	2,446.64
REPAIR COUPLING HxH (No Stop) 					20x12	307-2012	1	10947	7,995.31	10x16	309-1016	2	1733	2,697.06
					20x14	307-2014	1	11740	8,568.36	10x18	309-1018	2	4600	4,187.28
					20x16	307-2016	1	13180	8,994.78	10x20	309-1020	1	6100	4,580.61
					20x18	307-2018	1	15633	9,494.58	10x24	309-1024	1	8900	7,808.02
4*	306-0004	33/500	75	111.53	20x20	307-2020	1	15700	9,785.93	12x14	309-1214	2	1721	2,569.01
6	306-0006	/180	177	202.48	24x4	307-0244	1	10537	11,562.21	12x16	309-1216	2	2016	2,726.24
FULL & REDUCING WYE HxHxH 					24x6	307-0246	1	11800	13,524.43	12x18	309-1218	2	4900	4,256.55
					24x8	307-0248	1	13148	14,635.17	12x20	309-1220	1	6400	4,642.98
					24x10	307-2410	1	14152	14,801.39	12x24	309-1224	1	9200	7,932.29
					24x12	307-2412	1	15744	15,127.00	14x16	309-1416	2	2355	2,827.92
4x4*	307-0044	7/100	297	111.29	24x14	307-2414	1	16691	15,242.74	14x18	309-1418	1	5200	4,627.12
6x4*	307-0064	6/52	464	380.27	24x16	307-2416	1	18362	15,271.21	14x20	309-1420	1	6700	4,940.77
6x6*	307-0066	4/36	673	391.07	24x18	307-2418	1	21278	21,028.59	14x24	309-1424	1	9500	8,204.58
8x4*	307-0084	4/28	815	608.20	24x20	307-2420	1	24683	23,972.75	16x18	309-1618	1	5700	4,858.47
8x6*	307-0086	5/21	1035	673.18	24x24	307-2424	1	30403	25,846.51	16x20	309-1620	1	7200	5,006.41
8x8*	307-0088	3/15	1423	884.14	FULL & REDUCING WYE SxHxH 					16x24	309-1624	1	10000	8,328.46
10x4*	307-0104	4/20	1212	1,078.46						18x20	309-1820	1	6700	5,346.91
10x6*	307-0106	2/12	1509	1,399.01						18x24	309-1824	1	8200	8,613.79
10x8	307-0108	3/8	2487	1,655.58						20x24	309-2024	1	11700	10,075.58
10x10	307-1010	2/6	3179	1,893.24	4x4*	308-0044	8/100	280	112.79					

Solvent Weld Schedule 40 Fittings



4" - 24" SOLVENT WELD SCHEDULE 40 DWV FITTINGS

Fabricated fittings are manufactured to ASTM F 1866 Specification. Injection molded fittings are manufactured to ASTM D 2665 specification. To be used for non-pressure drainage applications only.

SIZE	PART NUMBER	CTN/ CRATE	LB/ 100	LIST PRICE	SIZE	PART NUMBER	CTN/ CRATE	LB/ 100	LIST PRICE	SIZE	PART NUMBER	CTN/ CRATE	LB/ 100	LIST PRICE
CONCENTRIC REDUCER BUSHING SxH 					ECCENTRIC REDUCER COUPLING HxH 					ECCENTRIC REDUCER BUSHING SxH 				
6x4*	310-0064	10/300	176	281.09	4x6*	309-0046ECC	15/300	169	278.47	6x4	310-0064ECC	8/200	250	362.96
8x4	310-0084	8	690	486.32	4x8	309-0048ECC	16/60	389	480.41	8x4	310-0084ECC	8	690	523.00
8x6*	310-0086	10/100	374	498.01	4x10	309-0410ECC	5	600	781.59	8x6	310-0086ECC	8	750	525.39
10x4	310-0104	3	1130	705.68	4x12	309-0412ECC	5	890	1,184.23	10x4	310-0104ECC	4	1130	794.19
10x6	310-0106	4	1250	879.57	4x14	309-0414ECC	2	902	1,787.79	10x6	310-0106ECC	4	1250	968.06
10x8	310-0108	4	1360	974.95	4x16	309-0416ECC	2	1197	2,132.28	10x8	310-0108ECC	4/30	1400	1,028.58
12x4	310-0124	2	1600	1,069.04	4x18	309-0418ECC	2	4100	3,636.69	12x4	310-0124ECC	2	1600	1,127.87
12x6	310-0126	2	1720	1,308.49	4x20	309-0420ECC	1	5600	4,364.36	12x6	310-0126ECC	2	1720	1,380.45
12x8	310-0128	2	1870	1,346.39	4x24	309-0424ECC	1	8400	7,975.90	12x8	310-0128ECC	2	1870	1,420.49
12x10	310-1210	2	2090	1,374.33	6x8	309-0068ECC	12/48	480	521.87	12x10	310-1210ECC		2140	1,454.00
14x4	310-0144	1	2100	1,613.89	6x10	309-0610ECC	9	720	1,180.25	14x4	310-0144ECC	1	2100	1,702.66
14x6	310-0146	1	2200	1,633.31	6x12	309-0612ECC	4	1010	1,384.77	14x6	310-0146ECC	1	2200	1,723.17
14x8	310-0148	1	2400	1,843.58	6x14	309-0614ECC	2	1020	1,809.28	14x8	310-0148ECC	1	2400	1,944.88
14x10	310-1410	1	2600	2,330.15	6x16	309-0616ECC	2	1301	2,195.68	14x10	310-1410ECC	1	2600	2,458.30
14x12	310-1412	1	2900	2,446.68	6x18	309-0618ECC	2	4200	3,831.83	14x12	310-1412ECC	1	2900	2,581.28
16x4	310-0164	1	3000	1,924.89	6x20	309-0620ECC	1	5700	4,597.97	16x4	310-0164ECC	1	3000	2,030.75
16x6	310-0166	1	3100	1,981.85	6x24	309-0624ECC	1	8500	8,028.28	16x6	310-0166ECC	1	3100	2,091.16
16x8	310-0168	1	3200	2,287.20	8x10	309-0810ECC	6/36	870	830.97	16x8	310-0168ECC	1	3200	2,412.97
16x10	310-1610	1	3500	2,568.58	8x12	309-0812ECC	4	1150	1,454.00	16x10	310-1610ECC	1	3500	2,709.85
16x12	310-1612	1	3800	2,596.48	8x14	309-0814ECC	2	1165	2,042.12	16x12	310-1612ECC	1	3800	2,739.24
16x14	310-1614	1	4100	2,693.42	8x16	309-0816ECC	2	1460	2,533.61	16x14	310-1614ECC	1	4100	2,841.39
18x4	310-0184	1	4000	3,282.95	8x18	309-0818ECC	2	4300	4,127.07	18x4	310-0184ECC	1	4000	3,463.52
18x6	310-0186	1	4100	3,459.06	8x20	309-0820ECC	1	5800	4,722.66	18x6	310-0186ECC	1	4100	3,649.34
18x8	310-0188	1	4300	3,725.66	8x24	309-0824ECC	1	8600	8,119.61	18x8	310-0188ECC	1	4300	3,930.53
18x10	310-1810	1	4500	3,987.91	10x12	309-1012ECC	2	1430	1,526.69	18x10	310-1810ECC	1	4500	4,207.21
18x12	310-1812	1	4700	4,053.83	10x14	309-1014ECC	2	1438	2,581.17	18x12	310-1812ECC	1	4700	4,276.83
18x14	310-1814	1	5100	4,406.79	10x16	309-1016ECC	2	1733	2,845.40	18x14	310-1814ECC	1	5100	4,649.13
18x16	310-1816	1	5500	4,627.14	10x18	309-1018ECC	2	4600	4,417.57	18x16	310-1816ECC	1	5500	4,881.58
20x4	310-0204	1	6700	3,939.89	10x20	309-1020ECC	1	6100	4,832.52	20x4	310-0204ECC	1	6700	4,156.59
20x6	310-0206	1	6800	4,150.73	10x24	309-1024ECC	1	8900	8,237.45	20x6	310-0206ECC	1	6800	4,379.06
20x8	310-0208	1	7000	4,263.29	12x14	309-1214ECC	2	1721	2,710.28	20x8	310-0208ECC	1	7000	4,497.71
20x10	310-2010	1	7200	4,362.48	12x16	309-1216ECC	2	2016	2,876.23	20x10	310-2010ECC	1	7200	4,602.36
20x12	310-2012	1	7400	4,421.88	12x18	309-1218ECC	2	4900	4,490.66	20x12	310-2012ECC	1	7400	4,665.11
20x14	310-2014	1	7800	4,705.58	12x20	309-1220ECC	1	6400	4,898.34	20x14	310-2014ECC	1	7800	4,964.38
20x16	310-2016	1	8200	4,767.93	12x24	309-1224ECC	1	9200	8,368.54	20x16	310-2016ECC	1	8200	5,030.21
20x18	310-2018	1	8700	5,092.31	14x16	309-1416ECC	2	2355	2,983.43	20x18	310-2018ECC	1	8700	5,372.33
24x4	310-0244	1	10400	7,200.06	14x18	309-1418ECC	1	5200	4,881.58	24x4	310-0244ECC	1	10400	7,596.12
24x6	310-0246	1	10500	7,247.44	14x20	309-1420ECC	1	6700	5,212.60	24x6	310-0246ECC	1	10500	7,646.00
24x8	310-0248	1	10700	7,329.80	14x24	309-1424ECC	1	9500	8,655.85	24x8	310-0248ECC	1	10700	7,732.89
24x10	310-2410	1	10900	7,436.22	16x18	309-1618ECC	1	5700	5,125.67	24x10	310-2410ECC	1	10900	7,845.20
24x12	310-2412	1	11100	7,554.51	16x20	309-1620ECC	1	7200	5,281.71	24x12	310-2412ECC	1	11100	7,970.03
24x14	310-2414	1	11500	7,813.86	16x24	309-1624ECC	1	10000	8,786.45	24x14	310-2414ECC	1	11500	8,243.64
24x16	310-2416	1	11900	7,931.83	18x20	309-1820ECC	1	6700	5,640.93	24x16	310-2416ECC	1	11900	8,368.12
24x18	310-2418	1	12400	8,203.59	18x24	309-1824ECC	1	8200	9,087.51	24x18	310-2418ECC	1	12400	8,654.82
24x20	310-2420	1	12800	9,595.77	20x24	309-2024ECC	1	11700	10,629.72	24x20	310-2420ECC	1	12800	10,123.55


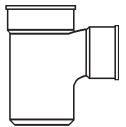
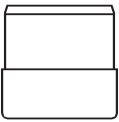
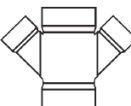
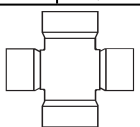
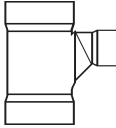
Solvent Weld
Schedule 40 Fittings

*Denotes molded fitting. All others are fabricated.



4" - 24" SOLVENT WELD SCHEDULE 40 DWV FITTINGS

Fabricated fittings are manufactured to ASTM F 1866 Specification. Injection molded fittings are manufactured to ASTM D 2665 specification. To be used for non-pressure drainage applications only.

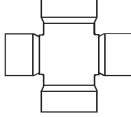
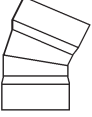
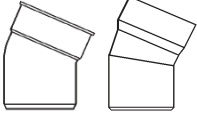
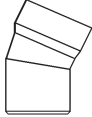
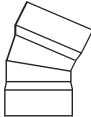
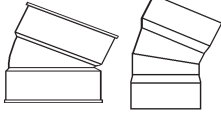

SIZE	PART NUMBER	CTN/ CRATE	LB/ 100	LIST PRICE	SIZE	PART NUMBER	CTN/ CRATE	LB/ 100	LIST PRICE	SIZE	PART NUMBER	CTN/ CRATE	LB/ 100	LIST PRICE
CAP H 					16x8	313-0168	1	5362	5,682.92	18x8	315-0188	1	7802	8,655.01
					18x4	313-0184	1	5497	5,746.74	18x10	315-1810		9049	9,647.46
					18x6	313-0186	1	6364	6,058.97	18x12	315-1812		10712	10,326.95
					18x8	313-0188	1	7316	6,371.37	18x14	315-1814		11845	11,030.58
4*	311-0004	55/900	62	73.30	20x4	313-0204	1	6825	6,896.14	18x16	315-1816		14048	12,367.76
6*	311-0006	15/284	157	145.33	20x6	313-0206	1	7808	7,270.74	18x18	315-1818		17200	14,392.84
8*	311-0008	6/120	312	378.96	20x8	313-0208	1	8878	7,645.64	20x4	315-0204		6949	8,915.57
10*	311-0010	8/75	528	673.78	24x4	313-0244	1	10542	12,618.98	20x6	315-0206		8070	9,639.03
12*	311-0012	4/42	816	852.72	24x6	313-0246	1	11834	13,348.73	20x8	315-0208		9364	10,385.98
14	311-0014	2	825	1,422.56	24x8	313-0248	1	13211	15,680.52	20x10	315-2010		10669	11,576.20
16	311-0016	2	1120	1,821.18	T-Y SxHxH 					20x12	315-2012		12448	12,392.74
18	311-0018	3	4000	2,106.25						20x14	315-2014		13640	13,709.33
20	311-0020	2	5500	4,622.05						20x16	315-2016		15930	14,841.40
24	311-0024	2	8300	5,275.64						20x18	315-2018		19655	16,140.72
PLUG SP 					4x4*	314-0044	7/130	240	128.74	20x20	315-2020		21300	17,125.32
					FULL & REDUCING DOUBLE WYE HxHxHxH 					24x4	315-0244		10666	14,851.74
										24x6	315-0246		12096	18,032.54
										24x8	315-0248		13697	20,210.50
24x10	315-2410		15157	21,144.79										
4*	312-0004	36/500	82	129.12	4x4*	315-0044	4/80	330	331.73	24x12	315-2412		17245	22,330.31
6*	312-0006	24/230	175	404.75	6x4*	315-0064	4/36	534	734.48	24x14	315-2414		18591	23,226.98
8	312-0008	12	650	458.13	6x6	315-0066	3	1192	675.46	24x16	315-2416		21112	23,995.70
10	312-0010	4	1060	669.38	8x4	315-0084	3	1151	773.44	24x18	315-2418		25300	35,084.52
12	312-0012	3	1530	839.25	8x6	315-0086	2	1634	1,016.70	24x20	315-2420		30193	39,720.58
14	312-0014	1	2000	1,619.45	8x8	315-0088	1	2288	1,305.16	24x24	315-2424		40537	46,523.68
16	312-0016	1	2900	2,031.58	10x4	315-0104	1	1692	1,455.88	FULL AND REDUCING CROSS HxHxHxH 				
18	312-0018	1	3900	2,341.50	10x6	315-0106	1	2268	1,958.53					
20	312-0020	1	6600	3,791.81	10x8	315-0108	2	3045	2,400.33					
24	312-0024	1	10300	5,701.54	10x10	315-0110	2	4184	2,839.93					
T-Y HxHxH 					12x4	315-0124	1	2350	2,254.95	4x4*	326-0044	6	225	297.95
					12x6	315-0126	2	2978	2,553.11	6x4	326-0064	6/12	607	553.71
					12x8	315-0128	2	3843	3,140.48	6x6*	326-0066	4/36	579	606.09
					4x4*	313-0044	7/130	242	96.02	12x10	315-1210	1	4924	3,669.18
6x4*	313-0064	10/70	418	443.27	12x12	315-1212	1	6348	4,767.08	8x6	326-0086	2	1248	864.30
6x6*	313-0066	5/40	575	382.82	14x4	315-0144	1	2918	4,824.40	8x8	326-0088	2	1716	1,147.64
8x4	313-0084	4	1027	988.76	14x6	315-0146	1	3628	5,460.47	10x4	326-0104	1	1478	1,545.61
8x6	313-0086	3	1383	1,220.67	14x8	315-0148	1	4518	5,920.67	10x6	326-0106	1	1846	1,690.68
8x8	313-0088	2/10	1802	1,543.29	14x10	315-1410	1	5610	6,729.92	10x8	326-0108	1	2327	2,209.08
10x4	313-0104	2	1594	1,573.54	14x12	315-1412	1	6992	8,403.91	10x10	326-1010	1	3049	2,630.16
10x6	313-0106	2	2017	1,925.69	14x14	315-1414	1	7980	9,434.37	12x4	326-0124	1	2075	1,791.54
10x8	313-0108	1	2559	2,599.18	16x4	315-0164	1	4008	5,636.85	12x6	326-0126	1	2538	2,121.39
12x4	313-0124	1	2236	1,999.21	16x6	315-0166	1	4838	6,433.31	12x8	326-0128	1	3028	2,513.13
12x6	313-0126	1	2747	2,076.86	16x8	315-0168	1	5848	7,064.24	12x10	326-1210	1	3745	3,102.07
12x8	313-0128	1	3357	2,882.74	16x10	315-1610	1	7000	8,524.34	12x12	326-1212	1	4502	3,939.30
14x4	313-0144	1	2794	3,452.89	16x12	315-1612	1	8502	9,104.93	14x4	326-0144	1	2719	4,239.50
14x6	313-0146	2	3370	4,352.47	16x14	315-1614	1	9550	10,074.22	14x6	326-0146	1	3117	4,805.65
14x8	313-0148	1	4032	4,901.86	16x16	315-1616	1	11625	11,201.16	14x8	326-0148	1	3625	5,357.91
16x4	313-0164	2	3884	4,413.45	18x4	315-0184	1	5621	7,432.85	14x10	326-1410	1	4361	6,227.57
16x6	313-0166	2	4580	4,671.34	18x6	315-0186	1	6626	8,032.42	14x12	326-1412	1	5117	7,683.19

Solvent Weld
Schedule 40 Fittings



4" - 24" SOLVENT WELD SCHEDULE 40 DWV FITTINGS

Fabricated fittings are manufactured to ASTM F 1866 Specification. Injection molded fittings are manufactured to ASTM D 2665 specification. To be used for non-pressure drainage applications only.

SIZE	PART NUMBER	CTN/ CRATE	LB/ 100	LIST PRICE	SIZE	PART NUMBER	CTN/ CRATE	LB/ 100	LIST PRICE	SIZE	PART NUMBER	CTN/ CRATE	LB/ 100	LIST PRICE					
FULL AND REDUCING CROSS HxHxHxH 					11 1/4 DEGREE EL HxH 					22 1/2 DEGREE EL SxH 									
14x14	326-1414	1	5985	8,684.13	4*	359-0004	22/400	97	211.98	4*	318-0004	24/320	102	111.91					
16x4	326-0164	1	3779	5,073.22	6*	359-0006	12/100	254	426.13	6*	318-0006	12/100	273	350.39					
16x6	326-0166	1	4237	5,807.59	8	359-0008	6	580	706.43	8*	318-0008	6/45	544	635.87					
16x8	326-0168	1	4805	6,922.10	10	359-0010	4	950	1,464.93	10	318-0010	2	1233	1,090.61					
16x10	326-1610	1	5601	7,897.43	12	359-0012	2	1480	1,989.87	12	318-0012	2	1800	1,505.41					
16x12	326-1612	1	6417	8,379.97	14	359-0014	1	2500	2,614.96	14	318-0014	1	2529	2,946.81					
16x14	326-1614	1	7345	9,332.03	16	359-0016	1	3300	3,234.90	16	318-0016	2	3328	3,187.11					
16x16	326-1616	1	8875	10,436.79	18	359-0018	1	3900	3,860.37	18	318-0018	1	4500	3,803.29					
18x4	326-0184	1	4847	6,807.79	20	359-0020		5200	6,981.52	20	318-0020	1	8100	6,878.33					
18x6	326-0186	1	5392	7,544.65	24	359-0024		12000	10,052.27	24	318-0024		11800	9,903.73					
18x8	326-0188	1	6049	8,168.28	11 1/4 DEGREE EL SxH 					30 DEGREE EL HxH 									
18x10	326-1810	1	6930	8,753.07															
18x12	326-1812	1	7834	9,115.70															
18x14	326-1814	1	8839	9,705.03															
18x16	326-1816	1	10204	10,408.61															
18x18	326-1818	1	13074	13,707.45	4*	360-0004	24/400	87	217.27	4	361-0004	10	120	215.12					
20x4	326-0204	1	6452	8,170.05	6*	360-0006	12/100	241	436.78	6	361-0006	10	440	432.61					
20x6	326-0206	1	7055	9,055.49	8	360-0008	6	730	744.07	8	361-0008	6	780	716.99					
20x8	326-0208	1	7771	9,781.90	10	360-0010	4	1180	1,501.51	10	361-0010	4	1300	1,486.84					
20x10	326-2010	1	8710	10,535.69	12	360-0012	2	1710	2,039.60	12	361-0012	2	2000	2,019.71					
20x12	326-2012	1	9672	10,972.68	14	360-0014	1	2500	2,991.03	14	361-0014	1	2500	2,654.15					
20x14	326-2014	1	10736	11,681.41	16	360-0016	1	3300	3,315.80	16	361-0016	1	3300	3,283.40					
20x16	326-2016	1	12159	12,489.15	18	360-0018	1	4200	3,956.89	18	361-0018	1	4400	3,918.26					
20x18	326-2018	1	14501	16,448.82	20	360-0020		7700	7,156.06	20	361-0020		5800	7,086.21					
20x20	326-2020	1	16482	17,521.87	24	360-0024		11400	10,303.57	24	361-0024		10100	10,203.07					
24x4	326-0244	1	10014	14,865.69	22 1/2 DEGREE EL HxH 					30 DEGREE EL SxH 									
24x6	326-0246	1	10772	18,032.54															
24x8	326-0248	1	11642	20,210.50															
24x10	326-2410	1	12736	21,144.79						4*	317-0004	22/320	110	78.13	4	362-0004	10	200	220.50
24x12	326-2412	1	13852	22,330.31						6*	317-0006	12/100	286	361.55	6	362-0006	10	440	443.39
24x14	326-2414	1	15069	23,226.98	8*	317-0008	6/45	528	584.03	8	362-0008	6	780	734.91					
24x16	326-2416	1	16647	23,997.61	10	317-0010	2	1233	1,005.99	10	362-0010	4	1300	1,524.03					
24x18	326-2418	1	19143	34,046.30	12	317-0012	2	1800	1,609.69	12	362-0012	2	2000	2,070.22					
24x20	326-2420	1	21131	39,954.59	14	317-0014	2	2529	2,576.32	14	362-0014	1	2500	3,035.89					
24x24	326-2424	1	26294	44,308.30	16	317-0016	2	3328	3,187.11	16	362-0016	1	3300	3,365.57					
					18	317-0018	1	4200	3,803.29	18	362-0018	1	4700	4,016.23					
					20	317-0020	1	5500	6,878.33	20	362-0020		8500	7,263.40					
					24	317-0024		9600	9,903.73	24	362-0024		12300	10,458.14					

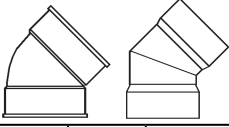
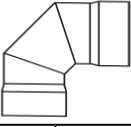


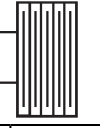
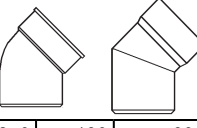
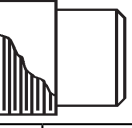


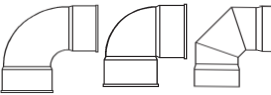

Schedule 40 Fittings
Solvent Weld

*Denotes molded fitting. All others are fabricated.



4" - 24" SOLVENT WELD SCHEDULE 40 DWV FITTINGS

Fabricated fittings are manufactured to ASTM F 1866 Specification. Injection molded fittings are manufactured to ASTM D 2665 specification. To be used for non-pressure drainage applications only.

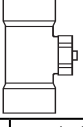
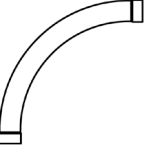
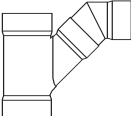
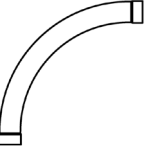
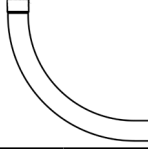
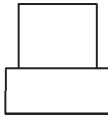
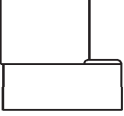
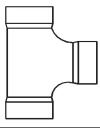
SIZE	PART NUMBER	CTN/ CRATE	LB/ 100	LIST PRICE	SIZE	PART NUMBER	CTN/ CRATE	LB/ 100	LIST PRICE	SIZE	PART NUMBER	CTN/ CRATE	LB/ 100	LIST PRICE
45 DEGREE EL HxH 					90 DEGREE EL HxH FABRICATED 					FIPT x SCH 40 HUB ADAPTER 				
4*	321-0004	16/250	147	50.00	6	353-0006	5/48	622	327.48	4*	327-0004	36/575	80	55.42
6*	321-0006	12/90	315	231.24	8	353-0008	/24	1070	765.09	6*	327-0006	13/180	170	174.98
8*	321-0008	4/45	580	530.97	90 DEGREE EL SxH 					8*	327-0008	6/100	296	624.33
10*	321-0010	4/20	1059	1,049.95						10	327-0010		1194	2,811.02
12*	321-0012	1/12	1766	1,589.21						12	327-0012		1675	3,653.82
14	321-0014	1	2720	2,946.81						RAISED MIPT PLUG 				
16	321-0016	2	3990	3,187.11	4*	324-0004	12/200	176	105.79	4*	328-0004	72/1920	40	27.68
18	321-0018	1	4800	4,340.45	6*	324-0006	7/60	426	245.66	6*	328-0006	32/960	78	92.46
20	321-0020	1	6300	6,657.81	8*	324-0008	6/30	819	716.58	8*	328-0008	15/350	144	371.06
24	321-0024	1	10900	9,565.71	10*	324-0010	3/16	1300	1,283.39	10*	328-0010	8	184	664.09
45 DEGREE EL SxH 					12*	324-0012	1/9	2232	1,976.50	12*	328-0012	10	260	944.30
4*	322-0004	16/250	139	60.63	14	324-0014	1	3720	3,344.57	FIPT x SCH 40 SPIGOT ADAPTER 				
6*	322-0006	12/100	300	231.24	16	324-0016	1	5400	4,627.35					
8*	322-0008	4/45	571	530.97	18	324-0018	1	11900	5,742.36					
10*	322-0010	4/20	1015	1,050.85	20	324-0020		14600	8,420.86					
12*	322-0012	1/12	1697	1,610.38	24	324-0024		22400	11,662.44	COUNTERSUNK MIPT PLUG 				
14	322-0014	2	2720	2,877.02	1-44 DEGREE FABRICATED EL HxH and SxH (give size and angle when placing order) Non-Returnable									
16	322-0016	2	3990	3,187.11	4	319-04			351.90					
18	322-0018	1	5100	4,293.05	6	319-06			637.27					
20	322-0020	1	7200	6,657.81	8	319-08			1,072.40	4*	329-0004	24/450	95	75.57
24	322-0024	1	12200	9,565.71	10	319-10			1,659.80	6	329-0006	15	260	202.44
45 DEGREE EL LONG SxH 					12	319-12			2,363.69	8	329-0008	12	430	704.21
4*	352-0004	8/162	245	97.49	14	319-14			3,601.02	10	329-0010		1194	2,811.02
90 DEGREE EL HxH 					16	319-16			3,894.24	12	329-0012		1675	3,653.82
4*	323-0004	12/200	180	61.80	18	319-18			4,647.37	COUNTERSUNK MIPT PLUG 				
4*	323-00L4	8/180	208	71.06	20	319-20			8,404.50					
6*	323-0006	7/60	429	245.66	24	319-24			12,101.17					
8*	323-0008	6/30	824	584.03	46-89 DEGREE FABRICATED EL HxH and SxH (give size and angle when placing order) Non-Returnable									
10*	323-0010	3/16	1344	1,309.48	4	340-04			422.37	4*	334-0004	96/1920	34	47.63
12*	323-0012	1/9	2291	2,016.86	6	340-06			783.82	6*	334-0006	40	72	122.47
14	323-0014	1	3720	3,421.77	8	340-08			1,131.72					
16	323-0016	1	5400	4,683.14	10	340-10			2,105.83					
18	323-0018	1	11900	5,796.57	12	340-12			3,168.84					
20	323-0020		14800	8,420.86	14	340-14			4,550.35					
24	323-0024		22700	11,662.44	16	340-16			5,722.50					
					18	340-18			7,082.66					
					20	340-20			10,289.41					
					24	340-24			10,972.85					

Solvent Weld Schedule 40 Fittings



4" - 24" SOLVENT WELD SCHEDULE 40 DWV FITTINGS


Fabricated fittings are manufactured to ASTM F 1866 Specification. Injection molded fittings are manufactured to ASTM D 2665 specification. To be used for non-pressure drainage applications only.

SIZE	PART NUMBER	CTN/ CRATE	LB/ 100	LIST PRICE	SIZE	PART NUMBER	CTN/ CRATE	LB/ 100	LIST PRICE	SIZE	PART NUMBER	CTN/ CRATE	LB/ 100	LIST PRICE
See Page 22 in SDR35 Solvent Weld Section for SDR35 x SCH40 Adapters SxH, HxS and HxH					TEST TEE HxHxFIPT WITH PLUG 					90 DEGREE EL HxH LONG SWEEP 				
					4x4	393-0044	8	317	171.48					
COMBO WYE HxHxH 					6x4	393-0064	8	415	571.14	2	323-L2			216.10
					6x6	393-0066	8	545	816.11	3	323-L3			423.48
					8x4	393-0084	4	685	634.94	4	323-L4			668.15
					8x6	393-0086	4	840	933.02	90 LONG SWEEP HxH SCH40 UL 				
4x4*	348-0044	4/70	420	176.81	8x8	393-0088	4	1080	2,138.55					
6x4	348-0064	8	603	666.70	10x4	393-0104	3	1499	1,667.93					
6x6	348-0066	4	973	923.00	10x6	393-0106	3	1666	2,263.40					
8x4	348-0084	4	954	838.67	10x8	393-0108	2	2000	3,524.47	2	323-L2UL		291.07	
8x6	348-0086	2	1335	1,216.45	12x4	393-0124	2	2099	2,157.36	3	323-L3UL		540.13	
8x8	348-0088	1	2302	1,471.11	12x6	393-0126	1	2361	2,770.47	4	323-L4UL		797.12	
10x4	348-0104	4	1351	1,413.72	12x8	393-0128	1	2700	3,861.51	2" IPS 90 8" Radius SxH 				
10x6	348-0106	2	1809	1,817.26	14x4	393-0144	1	2734	3,836.71					
10x8	348-0108	1	3360	2,369.92	14x6	393-0146	1	2929	4,651.63					
12x4	348-0124	1	2360	2,198.57	14x8	393-0148	1	3300	6,065.74					
12x6	348-0126	1	3226	2,283.84	16x4	393-0164	1	3794	4,262.35	2	324-L2R8			51.57
12x8	348-0128	1	4173	2,880.36	16x6	393-0166	1	4049	5,170.66	DOWNSPOUT ADAPTERS (Larger sizes available upon request) 				
14x4	348-0144	1	2928	3,759.97	16x8	393-0168	1	4400	6,614.95					
14x6	348-0146	1	3876	4,318.68	2x3x3*	391-0233	36/1080	27	33.97					
14x8	348-0148	1	4848	4,797.77	18x4	348-0184	1	5631	6,319.72					
16x4	348-0164	1	4018	4,896.82	18x6	348-0186	1	6872	6,663.21	3x4x4*	391-0344	36	38	85.46
16x6	348-0166	1	5086	5,013.61	18x8	348-0188	1	8132	7,006.37	4x6x6*	391-0466	15	110	151.04
16x8	348-0168	1	6178	5,483.32	20x4	348-0204	1	6959	7,583.52	FLUSHMOUNT DOWNSPOUT ADAPTERS (Larger sizes available upon request) 				
18x4	348-0184	1	5631	6,319.72	20x6	348-0206	1	8316	7,995.57					
18x6	348-0186	1	6872	6,663.21	20x8	348-0208		9694	8,407.85					
18x8	348-0188	1	8132	7,006.37	24x4	348-0244		10676	13,877.34					
20x4	348-0204	1	6959	7,583.52	24x6	348-0246		12342	14,679.73	2x3x4	392-0234		36	39.45
20x6	348-0206	1	8316	7,995.57	24x8	348-0248		14027	15,169.54	3x4x4	392-0344		39	85.46
20x8	348-0208		9694	8,407.85						4x6x6	392-0466	30	103	297.76
24x4	348-0244		10676	13,877.34	TWO WAY CLEANOUT TEE HxHxH 									
24x6	348-0246		12342	14,679.73										
24x8	348-0248		14027	15,169.54										
					4x4*	383-0444	5/100	334	247.38					
					6x6*	383-0666	5/32	742	1,091.07					

Solvent Weld Schedule 40 Fittings

*Denotes molded fitting. All others are fabricated.

GASKETED SCHEDULE 40 DWV FITTINGS

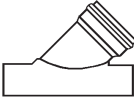
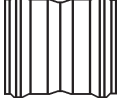
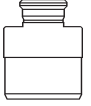
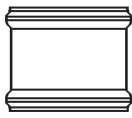
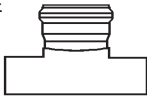


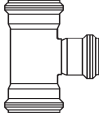
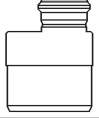
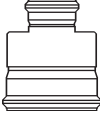


1-800-437-4670
FAX 1-800-822-6989



4" - 12" GASKETED SCHEDULE 40 DWV FITTINGS

Fabricated fittings are manufactured to ASTM F 1866 specification. To be used for non-pressure drainage applications only.
 Class 160 and Class 200 Non-Pressure fittings available upon request. Contact customer service for pricing.

SIZE	PART NUMBER	CTN/ CRATE	LB/ 100	LIST PRICE	SIZE	PART NUMBER	CTN/ CRATE	LB/ 100	LIST PRICE	SIZE	PART NUMBER	CTN/ CRATE	LB/ 100	LIST PRICE										
FABRICATED SADDLE WYE GASKET BRANCH, SOLVENT SKIRT WITH STRAPS 					STOP COUPLING GxG 					CONCENTRIC REDUCER BUSHING SxG 														
6x4	G301-0064	8	424	407.00	4	G305-0004	10	242	137.10	6x4	G310-0064	8	590	357.08										
8x4	G301-0084	6	532	515.74	6	G305-0006	5	490	285.26	8x4	G310-0084	5	795	679.83										
8x6	G301-0086	6	830	682.25	8	G305-0008	8	876	503.80	8x6	G310-0086	4	1100	693.55										
10x4	G301-0104	4	730	612.47	10	G305-0010	4	1287	755.08	10x4	G310-0104	4	1200	1,013.45										
10x6	G301-0106	4	993	845.35	12	G305-0012	2	1765	1,111.50	10x6	G310-0106	4	1360	1,238.73										
10x8	G301-0108	2	1461	1,663.88	REPAIR COUPLING GxG 					10x8	G310-0108	2	1890	1,389.66										
12x4	G301-0124	4	897	1,031.02						12x4	G310-0124	4	1670	1,528.86										
12x6	G301-0126	4	1170	1,090.10						12x6	G310-0126	4	1830	1,844.52										
12x8	G301-0128	2	1691	2,679.28						12x8	G310-0128	2	2060	1,897.31										
12x10	G301-1210	1	2294	3,208.10						4*	G306-0004	15/250	177	137.10	12x10	G310-1210	2	2880	2,150.98					
FABRICATED SADDLE TEE GASKET BRANCH, SOLVENT SKIRT WITH STRAPS 					6*	G306-0006	4/90	370	285.23	16x4	G310-0164			2,791.11										
6x4	G302-0064	12	354	394.45	8	G306-0008	4/45	716	503.80	16x6	G310-0166			2,873.67										
8x4	G302-0084	8	493	498.07	10	G306-0010	4/40	1028	755.08	16x8	G310-0168			3,316.47										
8x6	G302-0086	8	708	664.06	12	G306-0012	2/20	1379	1,111.50	16x10	G310-1610			3,724.46										
10x4	G302-0104	4	626	590.18	FULL & REDUCING WYE GxGxG 					16x12	G310-1612			3,764.83										
10x6	G302-0106	4	861	819.43						4x4*	G307-0044	4/70	447	540.91	ECCENTRIC REDUCER COUPLING GxG 									
10x8	G302-0108	2	1147	1,413.36						6x4*	G307-0064	4/34	830	606.34						4x6	G309-0046ECC		520	393.72
12x4	G302-0124	4	723	794.60						6x6*	G307-0066	3/24	1261	685.37						4x8	G309-0048ECC	5	920	749.56
12x6	G302-0126	4	1028	923.79						8x4	G307-0084	4/16	1430	887.93						4x10	G309-0410ECC	4	1280	1,117.36
12x8	G302-0128	2	1345	2,270.61	8x6	G307-0086	2/13	1821	1,176.70	4x12	G309-0412ECC	4	1730	1,709.64										
12x10	G302-1210	1	1691	2,718.71	8x8	G307-0088	1	2264	1,897.19	6x8	G309-0068ECC		1070	764.69										
FULL & REDUCING TEE GxGxG 					10x4	G307-0104	2	2050	1,522.21	6x10	G309-0610ECC	4	1440	1,662.83										
					10x6	G307-0106	1/9	2507	1,972.39	6x12	G309-0612ECC	4	1890	2,062.65										
					10x8	G307-0108	2	3073	2,340.87	8x10	G309-0810ECC		1670	1,533.02										
					10x10	G307-1010	2	3732	2,668.26	8x12	G309-0812ECC	2	2120	2,121.66										
					12x4	G307-0124	1	2705	2,355.31	10x12	G309-1012ECC		2380	2,405.30										
4x4*	G303-0044	6/100	343	466.66	12x6	G307-0126	1	3236	2,569.27	ECCENTRIC REDUCER BUSHING SxG 														
6x4*	G303-0064	2/40	674	516.33	12x8	G307-0128	2	3885	3,054.98															
6x6*	G303-0066	2/33	773	544.29	12x10	G307-1210	1	4510	3,421.34															
8x4	G303-0084	3/21	1300	817.70	12x12	G307-1212		5328	4,339.78															
8x6	G303-0086	3/16	1561	1,019.13	CONCENTRIC REDUCER COUPLING GxG 										6x4	G310-0064ECC	8	320	374.97					
8x8	G303-0088	1/11	1887	1,649.75						4x6	G309-0046	8/30	618	374.97	8x4	G310-0084ECC	5	795	713.83					
10x4	G303-0104	2	1881	1,423.94						4x8	G309-0048	5	920	719.41	8x6	G310-0086ECC		950	728.23					
10x6	G303-0106	2/10	2213	1,704.09						4x10	G309-0410	4	1280	1,064.13	10x4	G310-0104ECC	4	1200	1,064.13					
10x8	G303-0108	1	2564	2,201.01						4x12	G309-0412	4	1730	1,628.19	10x6	G310-0106ECC	4	1360	1,300.71					
10x10	G303-1010	1	2986	2,287.80	6x8	G309-0068	5	1225	728.23	10x8	G310-0108ECC		1590	1,460.03										
12x4	G303-0124	1	2495	1,873.14	6x10	G309-0610	4	1440	1,662.83	12x4	G310-0124ECC	4	1670	1,605.29										
12x6	G303-0126	1/6	2922	2,138.14	6x12	G309-0612	4	1890	2,020.61	12x6	G310-0126ECC	4	1830	1,936.73										
12x8	G303-0128	2	3282	2,455.22	8x10	G309-0810	2	2000	1,460.03	12x8	G310-0128ECC	2	2060	1,992.12										
12x10	G303-1210	2	3713	2,953.82	8x12	G309-0812	2	2120	2,020.61	12x10	G310-1210ECC		2320	2,258.54										
12x12	G303-1212	1	4278	3,583.65	10x12	G309-1012	2	2990	2,290.81															


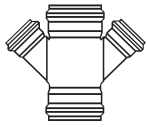

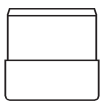
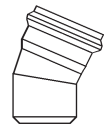
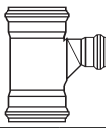
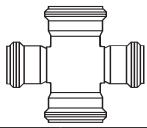

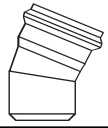


Gasketed Schedule 40 Fittings

*Denotes molded fitting. All others are fabricated.
 # For saddles with centering ring add 10% to the list price.



4" - 12" GASKETED SCHEDULE 40 DWV FITTINGS

Fabricated fittings are manufactured to ASTM F 1866 specification. To be used for non-pressure drainage applications only.
 Class 160 and Class 200 Non-Pressure fittings available upon request. Contact customer service for pricing.

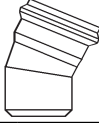
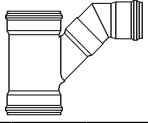

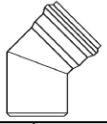

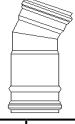
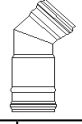
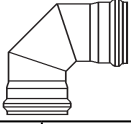

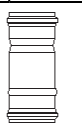

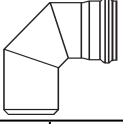
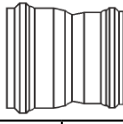
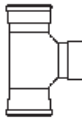
SIZE	PART NUMBER	CTN/ CRATE	LB/ 100	LIST PRICE	SIZE	PART NUMBER	CTN/ CRATE	LB/ 100	LIST PRICE	SIZE	PART NUMBER	CTN/ CRATE	LB/ 100	LIST PRICE
CAP G 					FULL & REDUCING DOUBLE WYE GxGxGxG 					11 1/4 DEGREE EL GxG 				
4*	G311-0004	27/320	196	228.40	6x4*	G315-0064	4/25	783	788.24	4	G359-0004		270	380.70
6*	G311-0006	12	384	358.56	6x6	G315-0066	2	1698	951.98	6	G359-0006		570	515.74
8	G311-0008	4	776	588.20	8x4	G315-0084	2	1641	1,154.27	8	G359-0008		970	933.09
10	G311-0010	4	1140	945.66	8x6	G315-0086	2/8	2262	1,588.60	10	G359-0010		1440	1,646.44
12	G311-0012	4	1590	1,247.58	8x8	G315-0088	1	3011	2,656.08	12	G359-0012		2020	2,290.61
PLUG SP 					10x4	G315-0104	1	2261	2,348.01	11 1/4 DEGREE EL SxG 				
					10x6	G315-0106	1	2948	2,662.70					
					10x8	G315-0108	2	3820	3,485.09					
					10x10	G315-0110	2	4911	3,937.07					
4*	312-0004	36	82	129.12	12x4	G315-0124	1	2916	3,061.88	4	G360-0004		250	390.24
6*	312-0006	24	175	404.75	12x6	G315-0126	1	3677	3,468.49	6	G360-0006		530	528.72
8	312-0008	4	650	458.13	12x8	G315-0128	1	4632	4,340.81	8	G360-0008		910	977.26
10	312-0010	3	1060	669.38	12x10	G315-1210	1	5689	5,166.00	10	G360-0010		1370	1,687.62
12	312-0012	1	1530	839.25	12x12	G315-1212	1	6918	6,509.66	12	G360-0012		1930	2,347.85
T-Y GxGxG 					FULL & REDUCING CROSS GxGxGxG 					22 1/2 DEGREE EL GxG 				
6x4	G313-0064	4	945	882.57	6x4	G326-0064	3	969	671.28	4	G317-0004	8/105	400	373.22
6x6	G313-0066	4	1300	1,178.90	6x6	G326-0066	3	1409	734.79	6	G317-0006	6/44	750	505.56
8x4	G313-0084	3	1473	1,292.03	8x4	G326-0084	2	1472	1,063.00	8	G317-0008	2	983	923.82
8x6	G313-0086	2	1919	1,594.52	8x6	G326-0086	2	1903	1,375.81	10	G317-0010	2	1449	1,614.03
8x8	G313-0088	1	2339	2,287.80	8x8	G326-0088	2	2417	2,309.65	12	G317-0012	2	2023	2,245.44
10x4	G313-0104	2	2093	2,055.27	10x4	G326-0104	1	2053	2,179.49	22 1/2 DEGREE EL SxG 				
10x6	G313-0106	2	2605	2,515.33	10x6	G326-0106	1	2555	2,300.49					
10x8	G313-0108	1	3148	3,394.75	10x8	G326-0108	2	3094	3,117.57					
12x4	G313-0124	1	2748	2,611.30	10x10	G326-1010	1	3776	3,710.00					
12x6	G313-0126	1	3334	2,712.66	12x4	G326-0124	1	2667	2,435.02	4	G318-0004	8/60	359	382.59
12x8	G313-0128	1	3960	4,421.73	12x6	G326-0126	2	3264	2,886.50	6	G318-0006	6/44	700	518.25
					12x8	G326-0128	1	3812	3,437.31	8	G318-0008	2	967	958.03
					12x10	G326-1210	1	4503	4,135.33	10	G318-0010	2	1373	1,654.33
					12x12	G326-1212	1	5375	5,375.54	12	G318-0012	2	1934	2,301.60
					MANHOLE ADAPTER 					30 DEGREE EL GxG 				
					4*	G316-0004	12/168	227	259.69	4	G361-0004		300	376.97
					6*	G316-0006	18/75	350	358.84	6	G361-0006		630	510.64
					8	G316-0008	12	510	412.62	8	G361-0008		1030	933.09
					10	G316-0010	6	700	651.15	10	G361-0010		1570	1,630.16
					12	G316-0012	4	925	955.27	12	G361-0012		2230	2,267.91

Gasketed Schedule 40 Fittings



4" - 12" GASKETED SCHEDULE 40 DWV FITTINGS


Fabricated fittings are manufactured to ASTM F 1866 specification. To be used for non-pressure drainage applications only.
Class 160 and Class 200 Non-Pressure fittings available upon request. Contact customer service for pricing.

SIZE	PART NUMBER	CTN/ CRATE	LB/ 100	LIST PRICE	SIZE	PART NUMBER	CTN/ CRATE	LB/ 100	LIST PRICE	SIZE	PART NUMBER	CTN/ CRATE	LB/ 100	LIST PRICE
30 DEGREE EL SxG 					1 - 44 DEGREE FABRICATED EL GxG and SxG (give size and angle when placing order) Non-Returnable					COMBO WYE GxGxG 				
4	G362-0004		290	386.35	4	G319-04			436.93	4x4	G348-0044	4/28	885	526.98
6	G362-0006		590	523.45	6	G316-06			756.78	6x4	G348-0064		1276	970.42
8	G362-0008		970	967.63	8	G319-08			1,273.89	6x6	G348-0066		1945	1,178.90
10	G362-0010		1500	1,669.84	10	G319-10			1,971.46	8x4	G348-0084		1770	1,292.03
12	G362-0012		2140	2,324.62	12	G319-12			2,807.38	8x6	G348-0086		2505	1,661.44
45 DEGREE EL GxG 					46 - 89 DEGREE FABRICATED EL GxG and SxG (give size and angle when placing order) Non-Returnable					8x8 G348-0088 3425 2,700.48				
4*	G321-0004	9/170	249	364.14	4	G340-04			418.68	10x4	G348-0104		2390	2,055.27
6*	G321-0006	6/55	538	484.73	6	G340-06			1,107.58	10x6	G348-0106		3191	2,515.33
8	G321-0008	4/20	1408	901.31	8	G340-08			1,341.56	10x8	G348-0108		4234	3,394.75
10	G321-0010	2	2120	1,574.64	10	G340-10			2,501.19	12x4	G348-0124		3045	2,719.41
12	G321-0012	1	2337	2,215.50	12	G340-12			3,762.14	12x6	G348-0126		3920	3,053.97
45 DEGREE EL SxG 					IPS GASKET x SEWER SPIGOT ADAPTER 					DEEP SOCKET 22 1/2 EL G x DSG 				
4*	G322-0004	9/170	219	371.42	4*	G330-0004	18/192	130	201.84	4	G317-0DS4		350	530.02
6*	G322-0006	6/55	495	494.38	6*	G330-0006	8/120	295	303.55	6	G317-0DS6		690	601.66
8	G322-0008	4/20	1290	919.31	8	G330-0008	6/34	667	744.70	DEEP SOCKET 45 EL G x DSG 				
10	G322-0010	2	2040	1,606.12	10	G330-0010	2	1054	1,030.66	4	G351-0DS4		370	482.04
12	G322-0012	1	2148	2,270.94	12	G330-0012	4	1623	1,517.16	6	G351-0DS6		730	546.87
90 DEGREE EL GxG 					IPS SPIGOT x SEWER GASKET ADAPTER 					DEEP SOCKET SETTLER COUPLING G x DSG 				
4*	G323-0004	7/150	276	408.28	4*	G331-0004	24/192	105	158.31	4	G305-0DS4		318	614.80
6*	G323-0006	4/45	685	996.92	6	G331-0006	18/80	378	302.98	6	G305-0DS6		623	835.12
8	G323-0008	2/16	1892	1,207.21	8	G331-0008	6	644	787.69	DEEP SOCKET SETTLER COUPLING S x DSG 				
10	G323-0010	2	2400	2,127.98	10	G331-0010	4	1310	1,057.00	4	G325-0DS4		276	596.45
12	G323-0012	2	3095	3,273.39	12	G331-0012	4	1375	1,556.07	6	G325-0DS6		547	765.69
90 DEGREE EL SxG 					IPS GASKET x SEWER GASKET ADAPTER (NS - No Stop) 					TWO WAY CLEANOUT TEE GxGxG 				
4*	G324-0004	8/160	251	416.45	4*	G332-0004	18/300	142	217.93	4	G383-0444			737.02
6*	G324-0006	4/45	640	1,058.39	4*	G332-0004NS	18/300	134	217.93	6	G383-0666		177	2,311.60
8	G324-0008	2	1774	1,403.80	6*	G332-0006	8/90	311	319.95					
10	G324-0010	4	2340	2,222.04	6*	G332-0006NS	8/90	306	319.95					
12	G324-0012	2	3006	3,338.91	8	G332-0008	8/36	822	763.75					
					10	G332-0010	8/36	1264	1,057.00					
					12	G332-0012	4	1833	1,556.07					
					4x6*	G332-0046		275	292.36					

Gasketed
Schedule 40 Fittings

*Denotes molded fitting. All others are fabricated.

ASTM 3034 SDR26 GASKETED HEAVY WALL SEWER FITTINGS

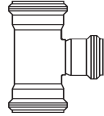
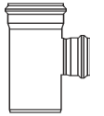
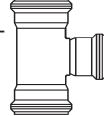
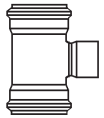


1-800-437-4670
FAX 1-800-822-6989



4" - 36" GASKETED HEAVY WALL SEWER FITTINGS

Fittings are manufactured to ASTM D 3034 SDR 26, and ASTM F 1336 specifications.

SIZE	PART NUMBER	CTN/ CRATE	LB/ 100	LIST PRICE	SIZE	PART NUMBER	CTN/ CRATE	LB/ 100	LIST PRICE	SIZE	PART NUMBER	CTN/ CRATE	LB/ 100	LIST PRICE
FULL & REDUCING TEE GxGxG 					FULL & REDUCING TEE SxGxG 					HEAVY WALL SEWER GASKET x SCH40 GASKET TEE 				
4x4*	903-0044	8/150	168	306.04	6x4	904-0064			404.84	6x4	963-0064		570	451.18
6x4*	903-0064	7/70	407	389.39	6x6	904-0066			440.12	8x4	963-0084	5/25	920	582.13
6x6*	903-0066	6/56	469	419.42	8x4*	904-0084	4/28	816	753.46	8x6*	963-0086	3/30	1140	648.43
8x4*	903-0084	8/30	786	528.02	8x6*	904-0086	6/25	870	882.09	10x4	963-0104		1725	1,649.63
8x6*	903-0086	6/30	838	588.12	8x8	904-0088			936.17	10x6	963-0106		2000	1,679.07
8x8*	903-0088	5/24	1115	870.27	10x4	904-0104			1,320.25	12x4	963-0124		2400	2,050.20
10x4	903-0104	2/12	1660	1,320.25	10x6	904-0106			1,345.85	12x6	963-0126		2740	2,170.85
10x6	903-0106	2/10	1920	1,345.85	10x8	904-0108			2,044.69	15x4	963-0154		3750	2,890.95
10x8	903-0108	2/10	2330	2,044.69	10x10	904-1010			2,228.71	15x6	963-0156		4200	3,185.84
10x10	903-1010	2	2790	2,228.71	12x4	904-0124			1,684.95	18x4	963-0184		7150	8,319.04
12x4	903-0124	1	2320	1,684.95	12x6	904-0126			1,764.62	18x6	963-0186		7800	8,601.31
12x6	903-0126	1/8	2640	1,764.62	12x8	904-0128			2,395.50	21x4	963-0214		10650	12,619.84
12x8	903-0128	1	3090	2,395.50	12x10	904-1210			2,861.21	21x6	963-0216		11500	13,537.54
12x10	903-1210	1	3590	2,861.21	12x12	904-1212			3,088.27	24x4	963-0244		16150	19,912.77
12x12	903-1212	1	4310	3,088.27	15x4	904-0154			2,502.97	24x6	963-0246		17000	24,145.91
15x4	903-0154	1	3690	2,502.97	15x6	904-0156			2,758.21	HEAVY WALL SEWER GAS- KET x SCH40 HUB TEE 				
15x6	903-0156	1/5	4100	2,758.21	15x8	904-0158			2,904.52					
15x8	903-0158	2	4675	2,904.52	15x10	904-1510			3,311.02	6x4	973-0064	8	505	381.28
15x10	903-1510	1	5310	3,311.02	15x12	904-1512			3,901.60	8x4*	973-0084	8/30	770	554.42
15x12	903-1512	1	5940	3,901.60	15x15	904-1515			5,067.76	8x6*	973-0086	6/30	819	617.56
15x15	903-1515	1	7420	5,067.76	18x4	904-0184			7,202.61	10x4	973-0104		1675	1,496.68
18x4	903-0184	1	6300	7,202.61	18x6	904-0186			7,446.99	10x6	973-0106		1900	1,612.09
18x6	903-0186	1	6900	7,446.99	18x8	904-0188			7,780.23	12x4	973-0124		2350	1,861.31
18x8	903-0188	1	7500	7,780.23	18x10	904-1810			8,079.39	12x6	973-0126		2700	2,030.86
18x10	903-1810	1	8300	8,079.39	18x12	904-1812			8,300.60	15x4	973-0154		3850	2,753.25
18x12	903-1812	1	9100	8,300.60	18x15	904-1815			8,839.97	15x6	973-0156		4150	3,034.12
18x15	903-1815	1	10500	8,839.97	18x18	904-1818			9,335.27	18x4	973-0184		7050	7,922.90
18x18	903-1818	1	13300	9,335.27	21x4	904-0214			10,926.30	18x6	973-0186		7750	8,191.76
21x4	903-0214		10600	10,926.30	21x6	904-0216			11,720.83	21x4	973-0214		10550	12,018.89
21x6	903-0216		11400	11,720.83	21x8	904-0218			12,590.17	21x6	973-0216		11400	12,892.91
21x8	903-0218		12100	12,590.17	21x10	904-2110			13,527.99	24x4	973-0244		16100	18,964.55
21x10	903-2110		13000	13,527.99	21x12	904-2112			14,500.10	24x6	973-0246		16900	22,996.13
21x12	903-2112		13900	14,500.10	21x15	904-2115			16,184.16					
21x15	903-2115		15600	16,184.16	21x18	904-2118			18,364.84					
21x18	903-2118		18100	18,364.84	21x21	904-2121			24,342.67					
21x21	903-2121		21700	24,342.67	24x4	904-0244			17,240.45					
24x4	903-0244		16100	17,240.45	24x6	904-0246			20,905.54					
24x6	903-0246		16900	20,905.54	24x8	904-0248			21,236.50					
24x8	903-0248		17900	21,236.50	24x10	904-2410			22,174.81					
24x10	903-2410		18800	22,174.81	24x12	904-2412			22,579.96					
24x12	903-2412		19900	22,579.96	24x15	904-2415			23,465.01					
24x15	903-2415		21800	23,465.01	24x18	904-2418			32,471.95					
24x18	903-2418		24600	32,471.95	24x21	904-2421			35,129.92					
24x21	903-2421		27500	35,129.92	24x24	904-2424			43,165.77					
24x24	903-2424		33000	43,165.77										

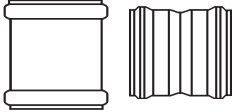


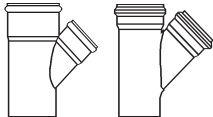
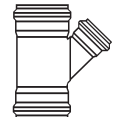
SDR26 Gasketed Sewer Fittings

*Denotes molded fitting. All others are fabricated.



4" - 36" GASKETED HEAVY WALL SEWER FITTINGS

Fittings are manufactured to ASTM D 3034 SDR 26, and ASTM F 1336 specifications.

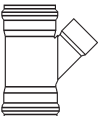

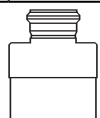

SIZE	PART NUMBER	CTN/ CRATE	LB/ 100	LIST PRICE	SIZE	PART NUMBER	CTN/ CRATE	LB/ 100	LIST PRICE	SIZE	PART NUMBER	CTN/ CRATE	LB/ 100	LIST PRICE
STOP COUPLING GxG 					15x12	907-1512	1	7500	4,755.69	15x12	908-1512			5,469.02
					15x15	907-1515	1	9500	6,004.71	15x15	908-1515			6,905.46
					18x4	907-0184		7000	6,680.05	18x4	908-0184			8,697.18
					18x6	907-0186		7600	6,766.73	18x6	908-0186			8,992.29
4*	905-0004	24	91	142.71	18x8	907-0188		8800	7,006.37	18x8	908-0188			9,394.54
6*	905-0006	16/100	258	403.39	18x10	907-1810		10000	7,871.62	18x10	908-1810			9,755.80
8*	905-0008	8/20	561	489.20	18x12	907-1812		11300	8,458.45	18x12	908-1812			10,022.98
10	905-0010	4	1110	718.38	18x15	907-1815		13400	9,051.48	18x15	908-1815			10,674.21
12	905-0012	2	1650	1,042.82	18x18	907-1818		18100	11,758.09	18x18	908-1818			13,521.66
15	905-0015	1	2430	2,157.36	21x4	907-0214		11300	11,602.58	21x4	908-0214			13,342.96
18	905-0018		5000	4,591.86	21x6	907-0216		12000	13,492.78	21x6	908-0216			15,516.67
21	905-0021		8900	8,439.01	21x8	907-0218		13400	14,025.90	21x8	908-0218			16,129.78
24	905-0024		13800	12,294.34	21x10	907-2110		15200	15,809.76	21x10	908-2110			18,181.22
REPAIR COUPLING GxG 					21x12	907-2112		16500	17,098.16	21x12	908-2112			19,662.90
					21x15	907-2115		17800	19,802.56	21x15	908-2115			22,772.89
					21x18	907-2118		23600	23,319.77	21x18	908-2118			26,817.74
					21x21	907-2121		27700	30,514.24	21x21	908-2121			35,091.40
4*	906-0004	24	90	142.71	24x4	907-0244		16800	18,132.41	24x4	908-0244			20,817.83
6*	906-0006	16/100	193	285.87	24x6	907-0246		17700	21,950.85	24x6	908-0246			25,243.50
8*	906-0008	8/59	556	469.57	24x8	907-0248		19500	22,298.33	24x8	908-0248			25,643.10
10	906-0010	4/24	1005	718.38	24x10	907-2410		21500	23,283.59	24x10	908-2410			26,776.18
12	906-0012	2/15	1438	1,042.82	24x12	907-2412		23000	23,708.95	24x12	908-2412			27,265.28
15	906-0015	1/9	2389	2,157.36	24x15	907-2415		26000	24,638.25	24x15	908-2415			28,333.98
18	906-0018		3800	4,591.86	24x18	907-2418		30300	34,095.53	24x18	908-2418			39,209.85
21	906-0021		5700	8,439.17	24x21	907-2421		36700	36,886.45	24x21	908-2421			42,419.41
24	906-0024		7300	12,294.34	24x24	907-2424		45000	45,324.05	24x24	908-2424			52,122.66
FULL & REDUCING WYE GxGxG 					FULL & REDUCING WYE SxGxG 					HEAVY WALL SEWER GASKET x SCH40 GASKET WYE 				
4x4*	907-0044	8/120	185	293.13	4x4	908-0044		275	360.72	6x4	967-0064	5/30	600	572.54
6x4*	907-0064	6/54	427	384.76	6x4	908-0064			446.59	8x4	967-0084	5/23	1075	567.45
6x6*	907-0066	5/42	598	475.87	6x6	908-0066		618	547.79	8x6	967-0086	5/20	1350	681.53
8x4*	907-0084	6/27	946	538.77	8x4*	908-0084	6/26	966	619.33	10x4	967-0104	2/12	1925	1,594.35
8x6*	907-0086	5/21	1050	618.19	8x6*	908-0086	5/21	1088	710.91	10x6	967-0106		2300	1,718.10
8x8*	907-0088	4/15	1589	1,083.97	8x8	908-0088			1,245.49	12x4	967-0124		2625	2,093.49
10x4	907-0104	2/14	1850	1,362.85	10x4	908-0104			1,567.26	12x6	967-0126		3200	2,219.38
10x6	907-0106	2/10	2180	1,384.89	10x6	908-0106			1,592.62	15x4	967-0154		4225	3,071.34
10x8	907-0108	2	2780	2,139.78	10x8	908-0108			2,468.92	15x6	967-0156		4800	3,682.93
10x10	907-1010	3	3540	2,585.44	10x10	908-1010			2,973.27	18x4	967-0184		7800	8,735.02
12x4	907-0124	1	2565	1,861.84	12x4	908-0124			2,141.25	18x6	967-0186		8500	9,031.41
12x6	907-0126	1/7	3070	1,886.28	12x6	908-0126			2,169.17	21x4	967-0214		11400	13,400.97
12x8	907-0128	3	3540	2,804.47	12x8	908-0128			3,225.06	21x6	967-0216		12100	15,584.11
12x10	907-1210	2	4520	3,444.73	12x10	908-1210			3,961.43	24x4	967-0244		16900	20,908.36
12x12	907-1212	1	5450	3,662.97	12x12	908-1212			4,206.42	24x6	967-0246		17800	25,353.22
15x4	907-0154	1	4150	2,658.87	15x4	908-0154			3,058.02					
15x6	907-0156	1	4730	3,185.23	15x6	908-0156			3,663.03					
15x8	907-0158	2/5	5460	3,551.99	15x8	908-0158			4,084.82					
15x10	907-1510	1	6540	4,269.00	15x10	908-1510			4,909.32					

Gasketed SDR26 Sewer Fittings



4" - 36" GASKETED HEAVY WALL SEWER FITTINGS

Fittings are manufactured to ASTM D 3034 SDR 26, and ASTM F 1336 specifications.

SIZE	PART NUMBER	CTN/ CRATE	LB/ 100	LIST PRICE	SIZE	PART NUMBER	CTN/ CRATE	LB/ 100	LIST PRICE	SIZE	PART NUMBER	CTN/ CRATE	LB/ 100	LIST PRICE
HEAVY WALL SEWER GAS-KET x SCH40 HUB WYE 					12x18	909-1218		5500	3,605.09	ECCENTRIC REDUCER COUPLING GxG 				
					12x21	909-1221		9400	5,611.46					
					12x24	909-1224		13900	11,336.00					
					15x18	909-1518		6300	3,754.74					
6x4	977-0064	8/30	600	544.29	15x21	909-1521		10200	6,481.79	4x6*	909-0046ECC	12/250	221	273.44
8x4*	977-0084	6/27	925	480.04	15x24	909-1524		14700	11,618.28	4x8	909-0048ECC	8	913	523.29
8x6*	977-0086	5/21	1023	605.89	18x21	909-1821		11900	6,983.89	4x10	909-0410ECC	4	1461	1,007.83
10x4	977-0104	2/10	1875	1,539.20	18x24	909-1824		14700	12,242.12	4x12	909-0412ECC	2	2134	1,524.67
10x6	977-0106		2200	1,651.11	21x24	909-2124		18200	13,278.78	4x15	909-0415ECC	1	2980	2,560.94
12x4	977-0124		2575	2,038.28	CONCENTRIC REDUCER BUSHING SxG 					4x18	909-0418ECC		4500	3,461.12
12x6	977-0126		3100	2,152.41						4x21	909-0421ECC		8500	5,137.98
15x4	977-0154		4175	2,925.07						4x24	909-0424ECC		13000	10,707.70
15x6	977-0156		4700	3,477.69						6x8	909-0068ECC		1035	589.82
18x4	977-0184		7750	8,319.04	6x4*	910-0064	12/250	176	246.47	6x10	909-0610ECC	4	1583	1,193.24
18x6	977-0186		8400	8,601.31	8x4	910-0084	8	831	471.03	6x12	909-0612ECC	2	2256	2,534.95
21x4	977-0214		11350	12,762.82	8x6	910-0086	8	953	494.42	6x15	909-0615ECC	1	3100	3,237.93
21x6	977-0216		12000	14,842.05	10x4	910-0104	4	1360	982.17	6x18	909-0618ECC		4600	3,503.47
24x4	977-0244		16850	19,912.71	10x6	910-0106	4	1482	1,164.13	6x21	909-0621ECC		8600	5,191.35
24x6	977-0246		17700	24,145.91	10x8	910-0108	2	1600	1,350.43	6x24	909-0624ECC		13100	10,813.81
CONCENTRIC REDUCER COUPLING GxG 					12x4	910-0124	2	1968	1,487.40	8x10	909-0810ECC		1780	1,384.21
					12x6	910-0126	2	2090	1,563.65	8x12	909-0812ECC	2	2454	1,846.32
					12x8	910-0128	2	2287	1,801.16	8x15	909-0815ECC	1	3340	2,817.58
					12x10	910-1210	2	2420	2,087.79	8x18	909-0818ECC		4800	3,588.66
4x6*	909-0046	10/210	218	273.44	15x4	910-0154	1	2690	2,498.33	8x21	909-0821ECC		8800	5,264.99
4x8	909-0048	8	913	523.29	15x6	910-0156	1	2810	2,534.95	8x24	909-0824ECC		13300	10,938.22
4x10	909-0410	4	1461	983.18	15x8	910-0158	1	3050	2,748.76	10x12	909-1012ECC		2731	2,139.95
4x12	909-0412	2	2134	1,487.40	15x10	910-1510	1	3350	3,029.60	10x15	909-1015ECC	1	3640	3,105.30
4x15	909-0415	1	2980	2,498.33	15x12	910-1512	1	3690	3,294.37	10x18	909-1018ECC		5100	3,639.28
4x18	909-0418		4500	3,303.06	18x4	910-0184		4200	3,086.12	10x21	909-1021ECC		9100	5,332.29
4x21	909-0421		8500	5,137.98	18x6	910-0186		4300	3,418.04	10x24	909-1024ECC		13600	10,994.35
4x24	909-0424		13000	10,707.70	18x8	910-0188		4500	3,501.30	12x15	909-1215ECC	1	1757	3,376.67
6x8*	909-0068	9/30	498	542.05	18x10	910-1810		4800	3,550.48	12x18	909-1218ECC		5500	3,690.57
6x10	909-0610	4/24	1583	1,164.13	18x12	910-1812		5100	3,600.59	12x21	909-1221ECC		9400	5,611.46
6x12	909-0612	2	2256	2,534.95	18x15	910-1815		5900	3,630.30	12x24	909-1224ECC		13900	11,336.00
6x15	909-0615	1	3100	3,237.93	21x4	910-0214		7300	4,266.38	15x18	909-1518ECC		6300	3,754.74
6x18	909-0618		4600	3,360.40	21x6	910-0216		7400	4,669.29	15x21	909-1521ECC		10200	6,481.79
6x21	909-0621		8600	5,191.35	21x8	910-0218		7600	4,697.39	15x24	909-1524ECC		14700	11,618.28
6x24	909-0624	2	13100	10,813.81	21x10	910-2110		7900	4,753.20	18x21	909-1821ECC		11900	6,983.89
8x10	909-0810	2	839	1,350.43	21x12	910-2112		8200	4,866.92	18x24	909-1824ECC		14700	12,242.12
8x12	909-0812	1	2454	1,801.16	21x15	910-2115		9000	5,054.49	21x24	909-2124ECC		18200	13,278.78
8x15	909-0815		3340	2,748.74	21x18	910-2118		10700	5,480.59					
8x18	909-0818		4800	3,409.88	24x4	910-0244		10200	9,467.14					
8x21	909-0821	2	8800	5,264.99	24x6	910-0246		10300	9,579.43					
8x24	909-0824	1	13300	10,938.22	24x8	910-0248		10500	10,054.91					
10x12	909-1012		1259	2,087.79	24x10	910-2410		10800	9,925.43					
10x15	909-1015		3640	3,029.60	24x12	910-2412		11100	10,054.25					
10x18	909-1018	1	5100	3,529.71	24x15	910-2415		11900	10,340.55					
10x21	909-1021		9100	5,332.29	24x18	910-2418		13600	10,792.19					
10x24	909-1024		13600	10,994.35	24x21	910-2421		15400	12,684.82					
12x15	909-1215		1757	3,294.37										


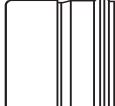
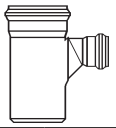
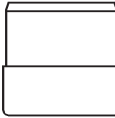
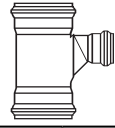
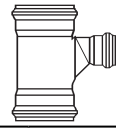
SDR26 Gasketed Sewer Fittings

*Denotes molded fitting. All others are fabricated.



4" - 36" GASKETED HEAVY WALL SEWER FITTINGS

Fittings are manufactured to ASTM D 3034 SDR 26, and ASTM F 1336 specifications.

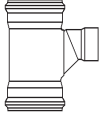

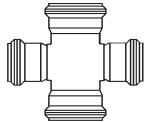

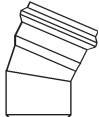
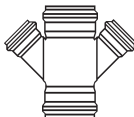
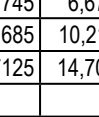

SIZE	PART NUMBER	CTN/ CRATE	LB/ 100	LIST PRICE	SIZE	PART NUMBER	CTN/ CRATE	LB/ 100	LIST PRICE	SIZE	PART NUMBER	CTN/ CRATE	LB/ 100	LIST PRICE	
ECCENTRIC REDUCER BUSHING SxG 					CAP G 					18x6	913-0186		7600	7,730.33	
										18x8	913-0188		8900	8,199.52	
										21x4	913-0214		11300	12,240.70	
										21x6	913-0216		12000	14,234.90	
6x4*	910-0064ECC	12/250	178	246.47	4*	911-0004	48	55	117.21	21x8	913-0218		13500	15,347.88	
8x4	910-0084ECC	8	831	471.03	6*	911-0006	13/225	181	270.77	24x4	913-0244		16800	19,315.62	
8x6	910-0086ECC	4	953	494.42	8*	911-0008	14/135	820	401.43	24x6	913-0246		17700	23,158.10	
10x4	910-0104ECC	4	1360	982.17	10	911-0010	4/100	1368	773.44	24x8	913-0248		19600	23,524.73	
10x6	910-0106ECC	4	1482	1,164.13	12	911-0012	3	1114	1,216.68	T-Y SxGxG 					
10x8	910-0108ECC		1680	1,350.43	15	911-0015	1	2910	2,024.28						
12x4	910-0124ECC	2	1968	1,487.40	18	911-0018		4400	3,044.84						
12x6	910-0126ECC	2	2090	1,563.65	21	911-0021		8400	7,121.30						
12x8	910-0128ECC	2	2287	1,801.16	24	911-0024		12900	8,224.89	6x4	914-0064	/36		417.66	
12x10	910-1210ECC		2565	2,087.79	PLUG SP 					6x6	914-0066			547.15	
15x4	910-0154ECC	1	2690	2,498.33						8x4*	914-0084	6/26	977	527.54	
15x6	910-0156ECC	1	2810	2,534.95						8x6*	914-0086	5/25	1051	602.75	
15x8	910-0158ECC	1	3050	2,748.76						8x8	914-0088			1,425.88	
15x10	910-1510ECC	1	3350	3,029.60	4*	912-0004	56/800	49	91.16	10x4	914-0104			1,791.13	
15x12	910-1512ECC	1	3690	3,294.37	6*	912-0006	18/290	137	211.20	10x6	914-0106			2,012.10	
18x4	910-0184ECC		4200	3,086.12	8	912-0008	8/40	738	373.62	10x8	914-0108			3,117.03	
18x6	910-0186ECC		4300	3,418.04	10	912-0010	4	1267	716.91	12x4	914-0124			2,259.05	
18x8	910-0188ECC		4500	3,501.30	12	912-0012	4	1875	854.66	12x6	914-0126			2,114.89	
18x10	910-1810ECC		4800	3,550.48	15	912-0015	1	2620	1,572.26	12x8	914-0128			4,123.75	
18x12	910-1812ECC		5100	3,600.59	18	912-0018		4100	2,466.81	15x4	914-0154			3,519.09	
18x15	910-1815ECC		5900	3,630.30	21	912-0021		7200	5,261.04	15x6	914-0156			3,864.49	
21x4	910-0214ECC		7300	4,266.38	24	912-0024		10100	7,910.62	15x8	914-0158			4,309.48	
21x6	910-0216ECC		7400	4,669.29	T-Y GxGxG 					HEAVY WALL SEWER GAS-KET x SCH40 GASKET T-Y 					
21x8	910-0218ECC		7600	4,697.39											
21x10	910-2110ECC		7900	4,753.20											
21x12	910-2112ECC		8200	4,866.92											
21x15	910-2115ECC		9000	5,054.49	4x4*	913-0044	7/120	225	356.16	8x4*	968-0084	6/24	1075	567.45	
21x18	910-2118ECC		10700	5,480.59	6x4*	913-0064	6/52	450	417.66	8x6*	968-0086	5/22	1110	738.61	
24x4	910-0244ECC		10200	9,467.14	6x6*	913-0066	8/34	643	547.15	10x4	968-0104	2	1875	1,763.52	
24x6	910-0246ECC		10300	9,579.43	8x4*	913-0084	6/27	946	527.54	10x6	968-0106	2	2350	1,802.58	
24x8	910-0248ECC		10500	10,054.91	8x6*	913-0086	6/22	1025	602.75	12x4	968-0124		2587	2,268.89	
24x10	910-2410ECC		10800	9,925.43	8x8	913-0088	2/10	1990	1,358.04	12x6	968-0126		3200	2,442.73	
24x12	910-2412ECC		11100	10,054.25	10x4	913-0104	2/12	1860	1,557.52	15x4	968-0154		4175	3,534.38	
24x15	910-2415ECC		11900	10,340.55	10x6	913-0106	2	2200	1,749.62	15x6	968-0156		4875	3,881.25	
24x18	910-2418ECC		13600	10,792.19	10x8	913-0108	2	2880	2,710.50	18x4	968-0184		7800	9,215.39	
24x21	910-2421ECC		15400	12,684.82	10x10	913-1010			3,355.55	18x6	968-0186		8500	9,468.27	
					12x4	913-0124	1	2575	1,942.19	21x4	968-0214		11300	14,138.03	
					12x6	913-0126	1	3080	2,114.89	21x6	968-0216		12100	16,441.30	
					12x8	913-0128	1	3640	2,961.52	24x4	968-0244		16800	22,309.53	
					12x10	913-1210			4,100.89	24x6	968-0246		17800	26,747.62	
					12x12	913-1212			4,661.37						
					15x4	913-0154	1	4160	3,060.06						
					15x6	913-0156	1	4740	3,328.40						
					15x8	913-0158	2	5560	3,568.87						
					18x4	913-0184			7000	7,592.19					

Gasketed SDR26 Sewer Fittings



4" - 36" GASKETED HEAVY WALL SEWER FITTINGS

Fittings are manufactured to ASTM D 3034 SDR 26, and ASTM F 1336 specifications.


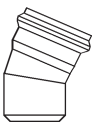
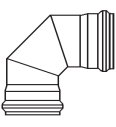
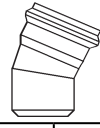

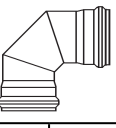
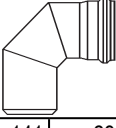

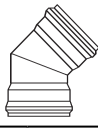
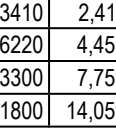
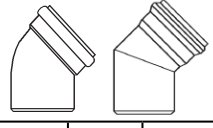
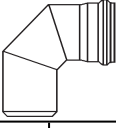
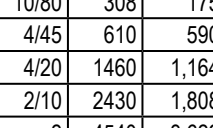
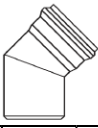
SIZE	PART NUMBER	CTN/ CRATE	LB/ 100	LIST PRICE	SIZE	PART NUMBER	CTN/ CRATE	LB/ 100	LIST PRICE	SIZE	PART NUMBER	CTN/ CRATE	LB/ 100	LIST PRICE				
HEAVY WALL SEWER GAS-KET x SCH40 HUB T-Y 					24x4	915-0244		16900	23,533.17	MANHOLE ADAPTER 								
					24x6	915-0246		17900	29,633.59									
					24x8	915-0248		20000	31,217.64									
FULL & REDUCING CROSS GxGxGxG 					4*	916-0004	12/189	153	149.50	11 1/4 DEGREE EL GxG 								
					6*	916-0006	18/90	291	278.34									
					8	916-0008	12	490	307.65									
8x4*	988-0084	6/27	926	480.04	6x4	926-0064	4/30	580	648.93	10	916-0010	6	770	575.86				
8x6*	988-0086	5/22	997	605.89	6x6	926-0066	4/19	1141	890.91	12	916-0012	4	990	844.26				
10x4	988-0104		1825	1,703.53	8x4	926-0084	3	1060	1,088.03	15	916-0015	3	1550	1,080.39				
10x6	988-0106		2550	1,749.62	8x6	926-0086	2	1390	1,344.53	18	916-0018	3	2200	2,343.33				
12x4	988-0124		2537	2,327.46	8x8	926-0088	2	2080	1,993.94	21	916-0021		4300	3,692.19				
12x6	988-0126		3100	2,357.84	10x4	926-0104	1	1730	2,554.81	24	916-0024		5500	6,148.51				
15x4	988-0154		4125	3,656.32	10x6	926-0106	1	2110	2,683.26	11 1/4 DEGREE EL SxG 								
15x6	988-0156		4775	3,477.69	10x8	926-0108	2	2760	3,633.93									
18x4	988-0184		7750	8,776.61	10x10	926-1010	2	3520	4,410.38									
18x6	988-0186		8400	9,074.40	12x4	926-0124	1	2390	2,856.79	4*	959-0004	22/360	100	182.91				
21x4	988-0214		11250	13,464.83	12x6	926-0126	1	2830	3,314.71	6*	959-0006	12/100	298	324.03				
21x6	988-0216		12000	15,658.34	12x8	926-0128	2	3520	3,840.01	8	959-0008	8/45	680	610.51				
24x4	988-0244		16750	21,247.20	12x10	926-1210	1	4320	4,505.18	10	959-0010		1180	1,276.62				
24x6	988-0246		17700	25,473.94	12x12	926-1212	1	5380	5,276.17	12	959-0012		1800	1,715.67				
FULL & REDUCING DOUBLE WYE GxGxGxG 					15x4	926-0154	1	3750	4,722.40	15	959-0015		4150	4,097.36				
					4x4*	915-0044	4/80	280	476.03	15x6	926-0156	1	4300	5,452.69	18	959-0018	6910	6,673.21
					6x4*	915-0064	4/40	477	351.24	15x8	926-0158	1	5100	5,764.58	21	959-0021	8357	10,211.43
6x6*	915-0066	3/30	781	635.23	15x10	926-1510		6040	6,016.05	24	959-0024	12045	14,703.32					
8x4	915-0084	3/12	1230	914.03	15x12	926-1512		7010	6,500.92	11 1/4 DEGREE EL SxG 								
8x6	915-0086	2.12	1690	1,093.82	15x15	926-1515		9300	7,830.57									
8x8	915-0088	1	2470	1,800.65	18x4	926-0184		6400	10,473.94									
10x4	915-0104	1	1950	2,267.77	18x6	926-0186		7100	11,955.00	4*	960-0004	24/375	86	174.85				
10x6	915-0106	1	2500	2,384.34	18x8	926-0188		8000	12,490.76	6*	960-0006	12/100	307	239.67				
10x8	915-0108	2	3360	3,365.33	18x10	926-1810		9000	15,179.51	8	960-0008	6	587	610.51				
10x10	915-1010	2	4650	3,809.29	18x12	926-1812		10100	16,629.34	10	960-0010		1048	1,276.62				
12x4	915-0124	1	2660	2,873.60	18x15	926-1815		12400	18,938.23	12	960-0012		2320	1,715.67				
12x6	915-0126	2	3330	3,055.69	18x18	926-1818		17200	25,653.16	15	960-0015		4000	4,097.36				
12x8	915-0128	1	4250	4,124.16	ADAPTER SxG 					18	960-0018		7745	6,673.21				
12x10	915-1210	1	5630	4,765.96						21	960-0021		11685	10,211.43				
12x12	915-1212	1	7260	5,162.97						24	960-0024		17125	14,703.04				
15x4	915-0154	1	4260	4,145.96	4	925-0004	48	110	126.26	SDR26 Gasketed Sewer Fittings								
15x6	915-0156	2	5000	4,726.51	6	925-0006	24	240	210.49									
15x8	915-0158	1	6040	5,064.13	8	925-0008	8	540	446.53									
15x10	915-1510		7650	5,895.97	10	925-0010	4	940	529.99									
15x12	915-1512		9300	7,386.42	12	925-0012	2	1440	793.52									
15x15	915-1515		12500	8,197.71	15	925-0015	1	2540	1,198.26									
18x4	915-0184		7100	8,636.96	18	925-0018		4400	2,977.19									
18x6	915-0186		7900	9,066.15	21	925-0021		7500	3,154.70									
18x8	915-0188		9400	9,908.82	24	925-0024		11700	5,702.64									
21x4	915-0214		11400	15,083.33														
21x6	915-0216		12200	18,215.26														
21x8	915-0218		14000	19,636.29														

*Denotes molded fitting. All others are fabricated.



4" - 36" GASKETED HEAVY WALL SEWER FITTINGS

Fittings are manufactured to ASTM D 3034 SDR 26, and ASTM F 1336 specifications.

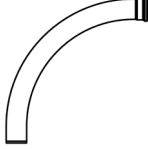
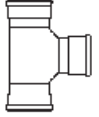
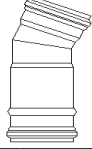
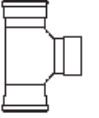
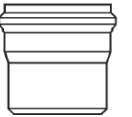
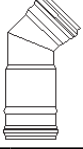


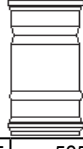

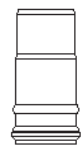

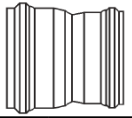

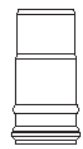
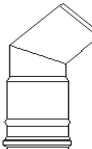
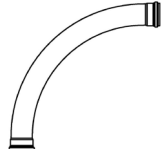

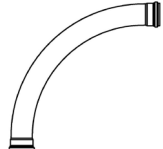
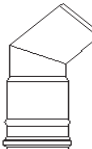
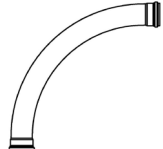
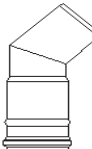
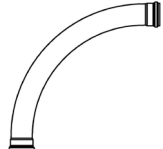
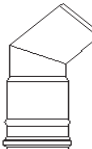
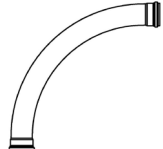
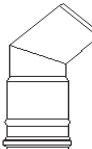
SIZE	PART NUMBER	CTN/ CRATE	LB/ 100	LIST PRICE	SIZE	PART NUMBER	CTN/ CRATE	LB/ 100	LIST PRICE	SIZE	PART NUMBER	CTN/ CRATE	LB/ 100	LIST PRICE				
22 1/2 DEGREE EL GxG 					30 DEGREE EL SxG 					90 DEGREE EL GxG 								
4*	917-0004	20/350	103	171.88	4	962-0004		156	186.58	4*	923-0004	9/200	158	230.09				
6*	917-0006	10/90	314	324.03	6	962-0006		349	338.80	6*	923-0006	7/65	400	252.48				
8	917-0008	6/25	820	595.43	8	962-0008		890	622.70	8*	923-0008	3/30	806	1,101.11				
10	917-0010	2/20	1410	1,276.62	10	962-0010		1460	1,367.30	10	923-0010	2/8	2150	1,825.14				
12	917-0012	2/12	2340	1,715.67	12	962-0012		2430	1,837.47	12	923-0012	3/6	3530	2,411.45				
15	917-0015	2/4	4150	4,097.36	15	962-0015		4540	4,388.26	15	923-0015	1	6330	4,453.78				
18	917-0018		7830	6,673.21	18	962-0018		8175	7,147.02	18	923-0018		13600	8,395.46				
21	917-0021		9590	10,211.43	21	962-0021		12215	10,936.48	21	923-0021		23000	15,549.91				
24	917-0024		13465	14,703.32	24	962-0024		20551	15,747.19	24	923-0024		33400	20,791.27				
22 1/2 DEGREE EL SxG 					45 DEGREE EL GxG 					FABRICATED 90 DEGREE EL GxG 								
4*	918-0004	24/375	90	164.57	4*	921-0004	16/300	101	129.50	6	953-0006	6/40	590	297.92				
6*	918-0006	10/100	287	310.40	6*	921-0006	10/80	324	237.73	90 DEGREE EL SxG 								
8	918-0008	6/20	760	595.43	8*	921-0008	4/45	658	590.70									
10	918-0010	2	1340	1,276.62	10	921-0010	2/16	1530	1,164.13									
12	918-0012	2	2260	1,715.67	12	921-0012	2	2520	1,808.27									
15	918-0015	2	4040	4,097.36	15	921-0015	2	4650	3,629.74									
18	918-0018		7860	6,673.21	18	921-0018		10040	6,473.63									
21	918-0021		11985	10,211.43	21	921-0021		12570	11,822.76									
24	918-0024		17750	14,703.04	24	921-0024		17460	16,140.89									
30 DEGREE EL GxG 					FABRICATED 45 DEGREE EL GxG 					90 DEGREE EL SxG 								
4	961-0004		171	182.91	6	951-0006	7	377	252.48	4*	924-0004	9/200	141	230.09				
6	961-0006		377	332.16	45 DEGREE EL SxG 					6*	924-0006	7/65	375	239.67				
8	961-0008		950	610.51						8*	924-0008	3/30	770	1,073.80				
10	961-0010		1530	1,340.47						10	924-0010	4	2080	1,825.14				
12	961-0012		2520	1,801.46						12	924-0012	2	3410	2,411.45				
15	961-0015		4650	4,302.20						15	924-0015	3	6220	4,453.78				
18	961-0018		8510	7,006.86						18	924-0018		13300	7,759.66				
21	961-0021		10440	10,722.04						21	924-0021		21800	14,059.14				
24	961-0024		14822	15,438.42						24	924-0024		30600	17,359.65				
					FABRICATED 90 DEGREE EL SxG 					1 - 44 DEGREE FABRICATED EL GxG and SxG (give size and angle when placing order) Non-Returnable								
					45 DEGREE EL SxG 					6					954-0006	6	560	239.67
										4					919-04			230.46
										6					919-06			470.78
										8					919-08			726.87
										10					919-10			1,418.44
										12					919-12			1,969.00
										15					919-15			4,321.85
										18					919-18			7,383.70
										21					919-21			13,201.95
										24					919-24			18,042.42
					FABRICATED 45 DEGREE EL SxG 					6					952-0006	7	349	239.67

Gasketed SDR26 Sewer Fittings



4" - 36" GASKETED HEAVY WALL SEWER FITTINGS


Fittings are manufactured to ASTM D 3034 SDR 26, and ASTM F 1336 specifications.

SIZE	PART NUMBER	CTN/ CRATE	LB/ 100	LIST PRICE	SIZE	PART NUMBER	CTN/ CRATE	LB/ 100	LIST PRICE	SIZE	PART NUMBER	CTN/ CRATE	LB/ 100	LIST PRICE					
46-89 DEGREE FABRICATED EL GxG and SxG (give size and angle when placing order) Non-Returnable					90 DEGREE EL SxG LONG SWEEP 					TWO WAY CLEANOUT TEE GxGxG 									
4	940-04			364.14	4	924-L4			810.96	4x4*	993-0444	12/110	226	273.34					
6	940-06			609.13	6	924-L6			1,156.38	6x6*	993-0666	6/36	694	1,552.08					
8	940-08			1,415.98	DEEP SOCKET 22 1/2 EL GxDSG 					8x4*	993-0884	4/21		1,472.66					
10	940-10			2,163.73						8x6*	993-0886	4/21	1143	1,640.25					
12	940-12			2,793.30						8x8*	993-0888	4/21	1285	2,427.17					
15	940-15			5,259.57						TWO WAY CLEANOUT TEE GxGxH 					C900 SPIGOT x HEAVY WALL SEWER GASKET ADAPTER 				
18	940-18			9,961.44	4	917-0DS4		429	479.86						4x4*	993-04449H	12/110	210	273.34
21	940-21			17,435.85	5	917-0DS5			516.40						6x6*	993-06669H	6/36	656	1,552.08
24	940-24			24,017.76	6	917-0DS6		623	497.10						DEEP SOCKET 45 EL GxDSG (Larger sizes available upon request.) 				
22 1/2 DEGREE EL GxG LONG SWEEP 					8	917-0DS8		955	843.12	4	Y79-00049G		220	380.27					
					22 1/2 DEGREE EL SxG LONG SWEEP 					DEEP SOCKET SETTLER COUPLING GxDSG (Larger sizes available upon request.) 									
4	917-L4		227	643.39															
6	917-L6		671	913.25	5	951-0DS5			516.40	10	Y79-00109G		1610	1,803.74					
45 DEGREE EL GxG LONG SWEEP 					6	951-0DS6	8	623	497.10	12	Y79-00129G		2440	2,160.69					
					4	918-L4	25/125	211	643.38	8	951-0DS8		1020	969.57	18	Y79-00189G			6,892.31
6	918-L6	8/40	642	913.25	DEEP SOCKET SETTLER COUPLING SxDSG (Larger sizes available upon request.) 					24	Y79-00249G			9,760.08					
45 DEGREE EL SxG LONG SWEEP 										C900 GASKET x HEAVY WALL SEWER GASKET ADAPTER 					4	Y80-00049G		300	380.27
															4	921-L4		340	643.39
6	921-L6		1021	913.25						6	905-0DS6		480	671.59	8	Y80-00089G		1000	1,472.35
45 DEGREE EL SxG LONG SWEEP 					DEEP SOCKET SETTLER COUPLING SxDSG (Larger sizes available upon request.) 					10	Y80-00109G		1530	1,803.74					
										4	922-L4	15/80	324	643.38	8	905-0DS8		760	1,150.19
6	922-L6	8/25	992	913.25	DEEP SOCKET 45 EL SPxDSG 					18	Y80-00189G			6,892.31					
90 DEGREE EL GxG LONG SWEEP 										C900 GASKET x HEAVY WALL SEWER SPIGOT ADAPTER 					24	Y80-00249G			9,760.08
															4	923-L4		495	849.29
6	923-L6			1,210.08						6	925-0DS4		200	479.68	6	Y81-00069S		500	457.71
90 DEGREE EL GxG LONG SWEEP 					DEEP SOCKET 45 EL SPxDSG 					8	Y81-00089S		830	1,260.23					
										6	952-0DS6		594	473.39	10	Y81-00109S		1630	1,803.74
90 DEGREE EL GxG LONG SWEEP 					DEEP SOCKET 45 EL SPxDSG 					12	Y81-00129S		2330	2,160.69					
										90 DEGREE EL GxG LONG SWEEP 					DEEP SOCKET 45 EL SPxDSG 				
90 DEGREE EL GxG LONG SWEEP 					DEEP SOCKET 45 EL SPxDSG 														

SDR26 Gasketed Sewer Fittings

*Denotes molded fitting. All others are fabricated.

ASTM D3034 SDR26 SOLVENT WELD HEAVY WALL SEWER FITTINGS

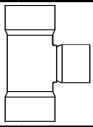
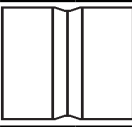
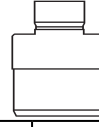
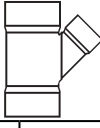


1-800-437-4670
FAX 1-800-822-6989



4" - 24" SOLVENT WELD HEAVY WALL SEWER FITTINGS

Fittings are manufactured to ASTM D 3034 SDR 26, and ASTM F 1336 specifications.

SIZE	PART NUMBER	CTN/ CRATE	LB/ 100	LIST PRICE	SIZE	PART NUMBER	CTN/ CRATE	LB/ 100	LIST PRICE	SIZE	PART NUMBER	CTN/ CRATE	LB/ 100	LIST PRICE
FULL & REDUCING TEE HxHxH 					STOP COUPLING HxH 					21x18	H907-2118		22600	23,300.23
										21x21	H907-2121		27260	30,494.92
										24x4	H907-0244		14200	17,480.95
										24x6	H907-0246		15100	20,011.66
4x4*	H903-0044	12/180	111	99.42	4	H905-0004	26/650	67	133.10	24x8	H907-0248		16900	21,583.43
6x4*	H903-0064	8/70	352	369.07	6	H905-0006	26	195	214.86	24x10	H907-2410		18800	21,817.32
6X6*	H903-0066	6/60	410	418.96	8	H905-0008	12/160	520	479.57	24x12	H907-2412		20300	22,277.00
8x4	H903-0084		820	518.25	10	H905-0010		960	698.95	24x15	H907-2415		23500	22,441.03
8x6	H903-0086		970	578.40	12	H905-0012		1570	1,023.37	24x18	H907-2418		28500	31,528.13
8x8	H903-0088	3/16	1270	777.21	15	H905-0015		2880	2,137.94	24x21	H907-2421		31600	34,576.53
10x4	H903-0104		1410	1,300.82	18	H905-0018		4790	4,572.44	24x24	H907-2424		37000	38,019.12
10x6	H903-0106		1730	1,326.50	21	H905-0021		7560	8,419.58	CONCENTRIC REDUC- ER COUPLING HxH 				
10x8	H903-0108		2040	2,025.23	24	H905-0024		11770	12,274.87					
10x10	H903-1010		2510	2,209.33	FULL & REDUCING WYE HxHxH 									
12x4	H903-0124		2170	1,665.48										
12x6	H903-0126		2580	1,745.14	4x6	H909-0046	8/240	197	283.89	4x8	H909-0048	3	467	641.34
12x8	H903-0128		2950	2,376.07	4x10	H909-0410		737	963.81	4x12	H909-0412		1087	1,468.10
12x10	H903-1210		3480	2,841.75	4x4*	H907-0044	8/120	154	99.42	4x15	H909-0415		1010	2,478.87
12x12	H903-1212		4050	3,068.82	6x4*	H907-0064	7/58	364	371.02	4x18	H909-0418		1860	3,283.60
15x4	H903-0154		3827	2,483.47	6x6*	H907-0066	5/45	541	422.26	4x21	H909-0421			4,011.92
15x6	H903-0156		4230	2,738.68	8x4*	H907-0084	6/27	930	529.02	4x24	H909-0424			9,538.97
15x8	H903-0158		4690	2,885.14	8x6*	H907-0086	5/20	1170	608.47	6x8	H909-0068		390	592.92
15x10	H903-1510		5320	3,291.70	8x8	H907-0088	2/14	1690	1,074.29	6x10	H909-0610		837	1,144.72
15x12	H903-1512		6000	3,882.20	10x4	H907-0104		1580	1,343.45	6x12	H909-0612		1187	2,515.47
15x15	H903-1515		7550	5,048.22	10x6	H907-0106		1930	1,365.40	6x15	H909-0615		1110	3,218.52
18x4	H903-0184		6260	7,183.06	10x8	H907-0108		2510	2,120.26	6x18	H909-0618		1960	3,341.07
18x6	H903-0186		6810	7,427.62	10x10	H907-1010		3240	2,566.04	6x21	H909-0621			4,081.51
18x8	H903-0188		7420	7,760.83	12x4	H907-0124		2400	1,842.53	6x24	H909-0624			9,575.17
18x10	H903-1810		8180	8,059.88	12x6	H907-0126		2850	1,866.88	8x10	H909-0810		660	1,331.03
18x12	H903-1812		8780	8,281.25	12x8	H907-0128		3540	2,785.09	8x12	H909-0812		1337	1,781.70
18x15	H903-1815		10610	8,820.56	12x10	H907-1210		4360	3,425.19	8x15	H909-0815		1290	2,729.25
18x18	H903-1818		13300	9,315.78	12x12	H907-1212		5440	3,643.45	8x18	H909-0818		2140	3,390.46
21x4	H903-0214		9500	10,906.73	15x4	H907-0154		4150	2,639.36	8x21	H909-0821			4,185.39
21x6	H903-0216		10190	11,701.42	15x6	H907-0156		4740	3,165.80	8x24	H909-0824			9,612.89
21x8	H903-0218		10940	12,570.72	15x8	H907-0158		5630	3,532.56	10x12	H909-1012		1190	2,068.30
21x10	H903-2110		11850	13,508.57	15x10	H907-1510		6600	4,249.49	10x15	H909-1015		1620	3,010.21
21x12	H903-2112		15720	14,480.79	15x12	H907-1512		7730	4,736.25	10x18	H909-1018		2470	3,510.27
21x15	H903-2115		14640	16,164.68	15x15	H907-1515		9550	5,985.22	10x21	H909-1021			4,321.49
21x18	H903-2118		17010	18,345.43	18x4	H907-0184		7160	6,660.63	10x24	H909-1024			9,748.46
21x21	H903-2121		19910	24,323.18	18x6	H907-0186		7530	6,747.25	12x15	H909-1215		1810	3,274.91
24x4	H903-0244		13480	17,221.01	18x8	H907-0188		8700	6,987.04	12x18	H909-1218		2850	3,585.52
24x6	H903-0246		14320	20,886.16	18x10	H907-1810		9880	7,852.12	12x21	H909-1221			4,478.41
24x8	H903-0248		15230	21,217.05	18x12	H907-1812		11220	8,439.02	12x24	H909-1224			9,940.95
24x10	H903-2410		16300	22,155.45	18x15	H907-1815		13030	9,032.10	15x18	H909-1518		3810	3,735.25
24x12	H903-2412		17410	22,560.59	18x18	H907-1818		17700	11,738.72	15x21	H909-1521			4,820.68
24x15	H903-2415		19480	23,445.55	21x4	H907-0214		10110	11,583.09	15x24	H909-1524			10,248.85
24x18	H903-2418		22070	32,452.55	21x6	H907-0216		10840	12,417.47	18x21	H909-1821			6,556.59
24x21	H903-2421		24920	35,110.38	21x8	H907-0218		12300	14,006.69	18x24	H909-1824			10,656.05
24x24	H903-2424		27900	43,146.37	21x10	H907-2110		13980	15,790.36	21x21	H909-2121			13,073.78
					21x12	H907-2112		15250	17,078.82					
					21x15	H907-2115		18080	19,783.15					


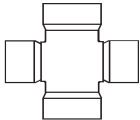
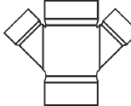
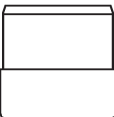
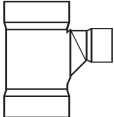
Solvent Weld
SDR26 Sewer Fittings

*Denotes molded fitting. All others are fabricated.



4" - 24" SOLVENT WELD HEAVY WALL SEWER FITTINGS

Fittings are manufactured to ASTM D 3034 SDR 26, and ASTM F 1336 specifications.

SIZE	PART NUMBER	CTN/ CRATE	LB/ 100	LIST PRICE	SIZE	PART NUMBER	CTN/ CRATE	LB/ 100	LIST PRICE	SIZE	PART NUMBER	CTN/ CRATE	LB/ 100	LIST PRICE
CAP H 					21x8	H913-0218		12360	15,328.38	CROSS HxHxHxH 				
					24x4	H913-0244		14200	19,296.23					
					24x6	H913-0246		15100	20,446.51					
					24x8	H913-0248		16900	20,864.14					
4*	H911-0004	68	37	113.56	FULL & REDUCING DOUBLE WYE HxHxHxH 					6x4	H926-0064		440	372.60
6*	H911-0006	15/210	232	129.94						6x6	H926-0066		735	515.09
8*	H911-0008	/120	408	377.97						8x4	H926-0084		870	631.44
10*	H911-0010	8/75	678	601.66						8x6	H926-0086		1120	782.63
12*	H911-0012	/42	1028	761.34						8x8	H926-0088		1600	1,165.20
15	H911-0015	/36	960	1,270.12	6x4	H915-0064		530	457.46	10x4	H926-0104		1460	2,024.42
18	H911-0018	/32	1810	2,194.04	6x6	H915-0066		961	645.40	10x6	H926-0106		1880	2,127.18
21	H911-0021			6,282.18	8x4	H915-0084		1000	663.42	10x8	H926-0108		2370	2,887.85
24	H911-0024			7,048.32	8x6	H915-0086		1400	796.10	10x10	H926-0110		3170	3,509.04
PLUG SP 					8x8	H915-0088		2210	1,316.59	12x4	H926-0124		2220	2,265.96
					10x4	H915-0104		1650	2,248.37	12x6	H926-0126		2730	2,632.15
					10x6	H915-0106		2150	2,364.91	12x8	H926-0128		3280	3,052.56
					10x8	H915-0108		3030	3,345.98	12x10	H926-01210		4140	3,584.63
					10x10	H915-01010		4280	3,789.82	12x12	H926-01212		5090	4,201.51
4*	912-0004	56/800	250	91.16	12x4	H915-0124		2500	2,854.15	15x4	H926-0154		3870	3,758.49
6*	912-0006	18/240	137	211.20	12x6	H915-0126		3070	3,036.22	15x6	H926-0156		4380	4,342.69
8	912-0008	8/40	850	373.62	12x8	H915-0128		4060	4,104.68	15x8	H926-0158		5020	4,592.19
10	912-0010	4	1170	716.91	12x10	H915-01210		5400	4,746.58	15x10	H926-01510		5980	4,793.36
12	912-0012	4	1690	854.66	12x12	H915-01212		7170	5,143.70	15x12	H926-01512		7040	5,181.30
15	912-0015		2620	1,572.26	15x4	H915-0154		4200	4,126.55	15x15	H926-01515		9550	6,244.95
18	912-0018		4100	2,466.81	15x6	H915-0156		4660	4,707.18	18x4	H926-0184		6310	8,359.60
21	912-0021			5,261.04	15x8	H915-0158		6150	5,044.63	18x6	H926-0186		6960	9,544.72
24	912-0024			7,910.62	15x10	H915-01510		7640	5,876.56	18x8	H926-0188		7750	9,973.12
T-Y HxHxH 					15x12	H915-01512		9460	7,367.06	18x10	H926-01810		8840	12,124.15
					15x15	H915-01515		12660	8,178.24	18x12	H926-01812		9820	13,284.29
					18x4	H915-0184		7230	8,617.43	18x15	H926-01815		12610	15,131.45
					18x6	H915-0186		7750	9,046.74	18x18	H926-01818		16790	20,544.71
					18x8	H915-0188		9220	9,889.34					
6x4	H913-0064		460	431.41										
6x6*	H913-0066	6/48	512	537.52										
8x4	H913-0084		930	517.84										
8x6	H913-0086	4	1200	593.00										
8x8	H913-0088		1750	1,348.35										
10x4	H913-0104		1580	1,538.02										
10x6	H913-0106		1960	1,730.19										
10x8	H913-0108		2570	2,691.12										
12x4	H913-0124		2400	1,922.66										
12x6	H913-0126		2880	2,095.47										
12x8	H913-0128		3600	4,276.45										
15x4	H913-0154		4150	3,040.59										
15x6	H913-0156		4770	3,308.93										
15x8	H913-0158		5690	3,549.56										
18x4	H913-0184		7160	7,572.79										
18x6	H913-0186		7560	7,710.89										
18x8	H913-0188		8760	8,180.05										
21x4	H913-0214		10110	11,581.70										
21x6	H913-0216		10870	12,531.17										

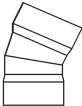

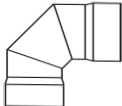
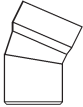
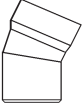
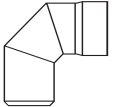
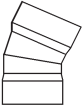
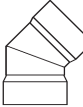
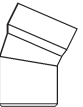
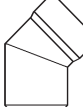
SDR26 Solvent Weld
Sewer Fittings

*Denotes molded fitting. All others are fabricated.



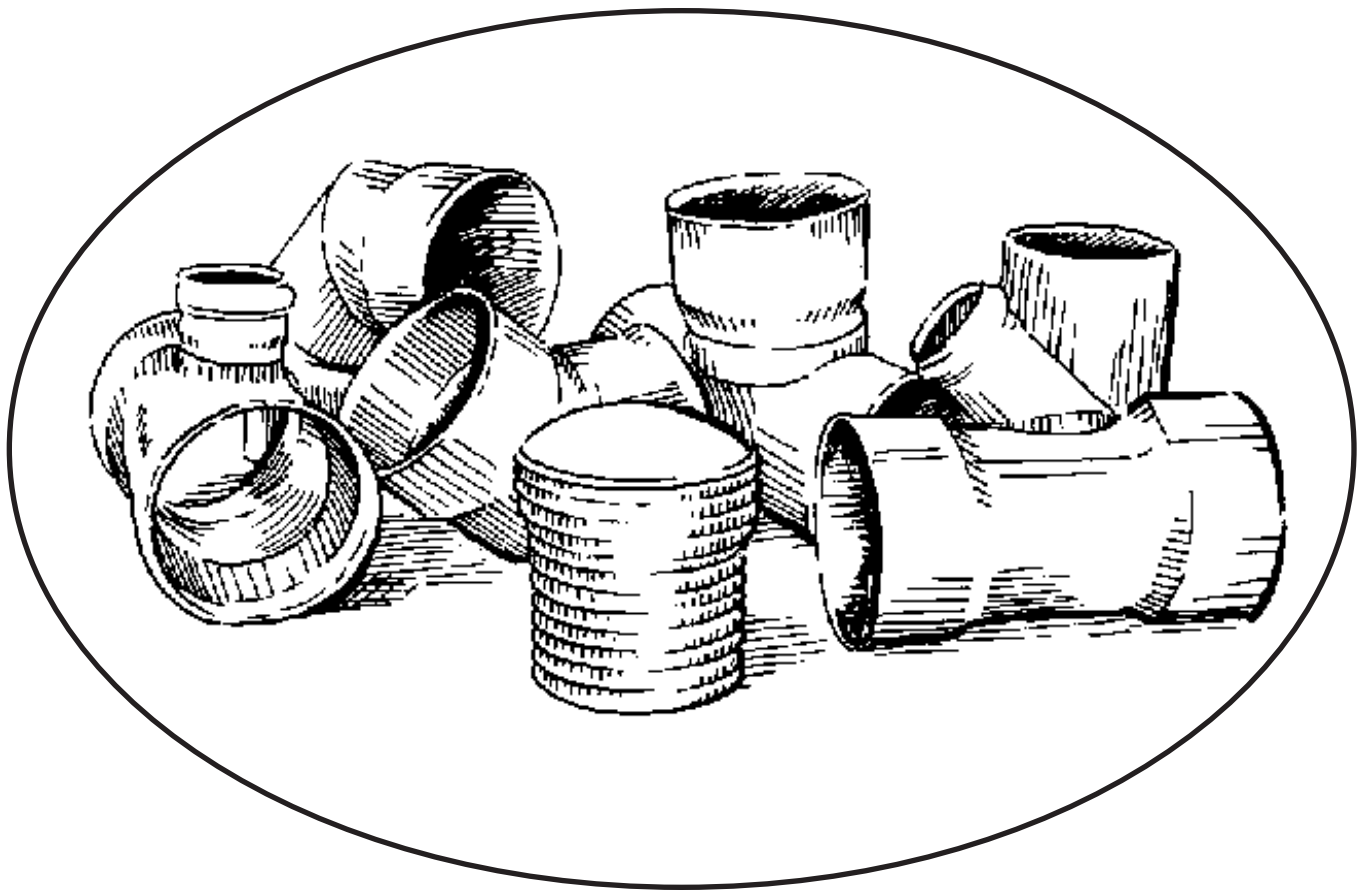
4" - 24" SOLVENT WELD HEAVY WALL SEWER FITTINGS

Fittings are manufactured to ASTM D 3034 SDR 26, and ASTM F 1336 specifications.

SIZE	PART NUMBER	CTN/ CRATE	LB/ 100	LIST PRICE	SIZE	PART NUMBER	CTN/ CRATE	LB/ 100	LIST PRICE	SIZE	PART NUMBER	CTN/ CRATE	LB/ 100	LIST PRICE
11 1/4 DEGREE EL HxH 					30 DEGREE EL HxH 					90 DEGREE EL HxH 				
4*	H959-0004	24/450	60	223.05	4	H961-0004		80	220.81	4*	H923-0004	12/230	120	220.44
6*	H959-0006	12/120	207	283.89	6	H961-0006		354	281.11	6*	H923-0006	9/75	315	242.78
8	H959-0008		704	612.92	8	H961-0008		748	606.83	8	H923-0008		790	1,258.86
10	H959-0010		1320	1,282.39	10	H961-0010		1390	1,269.69	10	H923-0010		1480	2,377.39
12	H959-0012		2070	1,865.34	12	H961-0012		2370	1,846.90	12	H923-0012		2640	3,681.59
15	H959-0015		3940	4,159.82	15	H961-0015		4440	4,118.66	15	H923-0015		4930	5,748.52
18	H959-0018		8800	6,787.50	18	H961-0018		9400	6,720.26	18	H923-0018		14400	8,376.05
21	H959-0021		13400	10,396.80	21	H961-0021		14500	10,293.83	21	H923-0021		22800	15,530.48
24	H959-0024		18100	14,978.95	24	H961-0024		19700	14,830.64	24	H923-0024		30700	20,771.77
11 1/4 DEGREE EL SxH 					30 DEGREE EL SxH 					90 DEGREE EL SxH 				
4*	H960-0004	24/450	66	228.60	4	H962-0004		147	226.35	4*	H924-0004	12/230	121	225.93
6*	H960-0006	12/100	227	290.99	6	H962-0006		354	288.15	6*	H924-0006	9/75	331	352.89
8	H960-0008		704	628.28	8	H962-0008		748	622.03	8	H924-0008		790	1,418.11
10	H960-0010		1320	1,314.49	10	H962-0010		1390	1,301.42	10	H924-0010		1480	2,436.82
12	H960-0012		2070	1,911.99	12	H962-0012		2370	1,893.06	12	H924-0012		2640	3,773.59
15	H960-0015		3940	4,263.81	15	H962-0015		4440	4,221.60	15	H924-0015		4930	5,892.21
18	H960-0018		8000	6,957.21	18	H962-0018		8700	6,888.28	18	H924-0018		13700	8,585.43
21	H960-0021		12200	10,656.70	21	H962-0021		13300	10,551.23	21	H924-0021		21600	15,918.72
24	H960-0024		16300	15,353.36	24	H962-0024		17900	15,201.41	24	H924-0024		28900	21,291.08
22 1/2 DEGREE EL HxH 					45 DEGREE EL HxH 					1-44 DEGREE FABRICATED EL HxH and SxH (give size and angle when placing order) Non-Returnable				
4*	H917-0004	24/450	65	88.11	4*	H921-0004	24/400	69	94.64	4	H919-04			220.76
6*	H917-0006	12/110	354	220.31	6*	H921-0006	12/110	252	168.34	6	H919-06			461.07
8	H917-0008	6/45	704	600.83	8	H921-0008	4/30	748	564.50	8	H919-08			717.12
10	H917-0010		1320	1,257.07	10	H921-0010		1390	1,144.72	10	H919-10			1,399.01
12	H917-0012		2070	1,828.65	12	H921-0012		2370	1,788.75	12	H919-12			1,949.54
15	H917-0015		3940	4,077.87	15	H921-0015		4440	3,610.27	15	H919-15			4,302.38
18	H917-0018		9200	6,653.75	18	H921-0018		10000	6,454.15	18	H919-18			7,364.25
21	H917-0021		14000	10,191.98	21	H921-0021		15400	11,803.35	21	H919-21			13,182.57
24	H917-0024		19100	14,683.80	24	H921-0024		21000	16,121.42	24	H919-24			18,023.02
22 1/2 DEGREE EL SxH 					45 DEGREE EL SxH 					46-89 DEGREE FABRICATED EL HxH and SxH (give size and angle when placing order) Non-Returnable				
4*	H918-0004	24/450	65	90.33	4*	H922-0004	20/375	71	96.95	4	H940-04			354.45
6*	H918-0006	12/110	354	225.80	6*	H922-0006	12/110	271	172.58	6	H940-06			599.43
8	H918-0008		704	615.86	8	H922-0008		748	578.60	8	H940-08			1,406.35
10	H918-0010		1320	1,288.54	10	H922-0010		1390	1,173.37	10	H940-10			2,144.36
12	H918-0012		2070	1,874.35	12	H922-0012		2370	1,833.46	12	H940-12			2,773.89
15	H918-0015		3940	4,179.79	15	H922-0015		4440	3,700.50	15	H940-15			5,240.14
18	H918-0018		8400	6,820.08	18	H922-0018		9300	6,615.49	18	H940-18			9,941.99
21	H918-0021		12800	10,446.77	21	H922-0021		14200	12,098.45	21	H940-21			17,416.36
24	H918-0024		17200	15,050.92	24	H922-0024		19200	16,524.46	24	H940-24			23,998.29

Solvent Weld SDR26 Sewer Fittings

PROFILE PIPE SEWER FITTINGS (NON RETURNABLE)



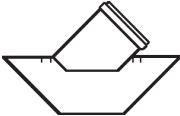
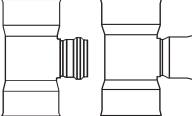
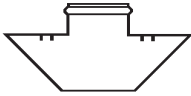
1-800-437-4670
FAX 1-800-822-6989



PROFILE PIPE FITTINGS

When ordering for different name brands, use the following prefixes to the part number.

UC - Ultra Corr™ 24"-36" P - Pro21
 6 - Ultra Rib™ 8"-30"

SIZE	PART NUMBER	CTN/ CRATE	LB/ 100	LIST PRICE	SIZE	PART NUMBER	CTN/ CRATE	LB/ 100	LIST PRICE	SIZE	PART NUMBER	CTN/ CRATE	LB/ 100	LIST PRICE
SADDLE WYE GASKET BRANCH, SMOOTH SKIRT WITH STRAPS (Skirt gasket not included) 					FULL & REDUCING TEE BxBxB Please specify what type of branch (SDR35, UR, Vylon, Sch40) when ordering. 					27x10	03-2710	1	20,180.66	
										27x12	03-2712	1	22,067.14	
										27x15	03-2715	1	24,911.54	
										27x18	03-2718	1	25,526.64	
										8x4	01-0084	20	190	269.75
8x6	01-0086	12	313	279.08	8x6	03-0086	4/22	887	356.30	27x24	03-2724	1	32,529.63	
10x4	01-0104	12	194	534.91	8x8	03-0088	3/15	1174	564.40	27x27	03-2727	1	33,449.65	
10x6	01-0106	10	317	574.07	10x4	03-0104	2/12	1267	1,118.48	30x4	03-0304	1	On. Req.	
12x4	01-0124	12	202	596.19	10x6	03-0106	2	1518	1,137.38	30x6	03-0306		On. Req.	
12x6	01-0126	10	325	669.54	10x8	03-0108	2	1776	1,848.18	30x8	03-0308		On. Req.	
15x4	01-0154	10	202	628.24	10x10	03-1010	1	2090	1,897.15	30x10	03-3010		On. Req.	
15x6	01-0156	10	325	692.30	12x4	03-0124	1	2015	1,367.73	30x12	03-3012		On. Req.	
18x4	01-0184	1	224	1,120.23	12x6	03-0126	1	2334	1,441.46	30x15	03-3015		On. Req.	
18x6	01-0186	1	347	1,221.46	12x8	03-0128	1	2636	2,031.38	30x18	03-3018		On. Req.	
21x4	01-0214	1	224	1,163.27	12x10	03-1210	2	3048	2,381.67	30x21	03-3021		On. Req.	
21x6	01-0216	1	347	1,253.68	12x12	03-1212	2/3	3505	2,726.27	30x24	03-3024		On. Req.	
24x4	01-0244		232	1,185.03	15x4	03-0154	1/5	3444	2,220.26	30x27	03-3027		On. Req.	
24x6	01-0246		355	1,275.37	15x6	03-0156	2	3761	2,391.44	30x30	03-3030		On. Req.	
27x4	01-0274		240	1,185.03	15x8	03-0158	2/4	4136	2,643.59	36x4	03-0364		On. Req.	
27x6	01-0276		363	1,275.37	15x10	03-1510	2/3	4621	2,943.04	36x6	03-0366		On. Req.	
30x4	01-0304		240	1,198.30	15x12	03-1512	1/2	5226	3,472.83	36x8	03-0368		On. Req.	
30x6	01-0306		363	1,293.09	15x15	03-1515	1/2	6460	4,510.64	36x10	03-3610		On. Req.	
SADDLE TEE GASKET BRANCH, SMOOTH SKIRT WITH STRAPS (Skirt gasket not included) 					18x4	03-0184	1	5524	5,603.05	36x12	03-3612		On. Req.	
					18x6	03-0186	1	5957	5,793.30	36x15	03-3615		On. Req.	
					18x8	03-0188	1	6443	6,214.89	36x18	03-3618		On. Req.	
					18x10	03-1810	1	7038	6,453.96	36x21	03-3621		On. Req.	
					8x4	02-0084	20	182	269.75	18x12	03-1812	1	7754	6,630.39
8x6	02-0086	10	253	308.97	18x15	03-1815	1	9200	7,061.27	36x27	03-3627		On. Req.	
10x4	02-0104	10	186	476.83	18x18	03-1818	1	11199	7,456.89	36x30	03-3630		On. Req.	
10x6	02-0106	10	257	569.35	21x4	03-0214	1		7,882.44	36x36	03-3636		On. Req.	
12x4	02-0124	6	194	591.50	21x6	03-0216	1		8,455.76	42x4	03-0424		On. Req.	
12x6	02-0126	4	265	665.14	21x8	03-0218	1		9,326.17	42x6	03-0426		On. Req.	
15x4	02-0154	6	194	625.36	21x10	03-2110	1		10,020.86	42x8	03-0428		On. Req.	
15x6	02-0156	4	265	670.57	21x12	03-2112	1		10,740.96	42x10	03-4210		On. Req.	
18x4	02-0184	1	216	1,102.34	21x15	03-2115	1		11,988.27	42x12	03-4212		On. Req.	
18x6	02-0186	1	287	1,214.39	21x18	03-2118	1		13,603.60	42x15	03-4215		On. Req.	
21x4	02-0214	1	216	1,147.36	21x21	03-2121	1		18,031.54	42x18	03-4218		On. Req.	
21x6	02-0216	1	287	1,220.87	24x4	03-0244	2		12,437.60	42x21	03-4221		On. Req.	
24x4	02-0244		224	1,169.07	24x6	03-0246	2		15,081.53	42x24	03-4224		On. Req.	
24x6	02-0246		295	1,227.79	24x8	03-0248	2		15,730.70	42x27	03-4227		On. Req.	
27x4	02-0274		233	1,169.07	24x10	03-2410	2		16,425.93	42x30	03-4230		On. Req.	
27x6	02-0276		303	1,227.79	24x12	03-2412	2		16,725.87	42x36	03-4236		On. Req.	
30x4	02-0304		233	1,183.62	24x15	03-2415	2		17,381.33	42x42	03-4242		On. Req.	
30x6	02-0306		303	1,254.97	24x18	03-2418	2		24,053.21	48x4	03-0484		On. Req.	
					24x21	03-2421	1		26,022.18	48x6	03-0486		On. Req.	
					24x24	03-2424	1		31,974.71	48x8	03-0488		On. Req.	
					27x4	03-0274	1		16,272.20	48x10	03-4810		On. Req.	
					27x6	03-0276	1		16,369.93	48x12	03-4812		On. Req.	
					27x8	03-0278	1		19,187.52	48x15	03-4815		On. Req.	

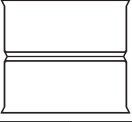

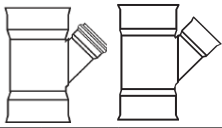
Profile Pipe Fittings



PROFILE PIPE FITTINGS

When ordering for different name brands, use the following prefixes to the part number.

UC - Ultra Corr™ 24"-36" P - Pro21
 6 - Ultra Rib™ 8"-30"

SIZE	PART NUMBER	CTN/ CRATE	LB/ 100	LIST PRICE	SIZE	PART NUMBER	CTN/ CRATE	LB/ 100	LIST PRICE	SIZE	PART NUMBER	CTN/ CRATE	LB/ 100	LIST PRICE
48x18	03-4818			On. Req.	12x6	07-0126	1/6	2578	1,546.53	30x15	07-3015			On. Req.
48x21	03-4821			On. Req.	12x8	07-0128	2	3087	2,372.19	30x18	07-3018			On. Req.
48x24	03-4824			On. Req.	12x10	07-1210	2	3703	2,899.51	30x21	07-3021			On. Req.
48x27	03-4827			On. Req.	12x12	07-1212	1	5542	3,018.68	30x24	07-3024			On. Req.
48x30	03-4830			On. Req.	15x4	07-0154	1/3	3688	2,262.34	30x27	07-3027			On. Req.
48x36	03-4836			On. Req.	15x6	07-0156	2	4152	2,709.30	30x30	07-3030			On. Req.
48x42	03-4842			On. Req.	15x8	07-0158	1/3	4844	3,102.63	36x4	07-0364			On. Req.
48x48	03-4848			On. Req.	15x10	07-1510	1/2	5570	3,728.53	36x6	07-0366			On. Req.
STOP COUPLING BxB 					15x12	07-1512	1	6519	4,153.63	36x8	07-0368			On. Req.
					15x15	07-1515	1	8171	5,244.66	36x10	07-3610			On. Req.
					18x4	07-0184	1	5884	5,196.46	36x12	07-3612			On. Req.
					18x6	07-0186	1	6514	5,264.06	36x15	07-3615			On. Req.
8	05-0008	12	480	282.34	18x8	07-0188	1	7428	5,596.57	36x18	07-3618			On. Req.
10	05-0010	4	809	626.81	18x10	07-1810	1	8320	6,287.89	36x21	07-3621			On. Req.
12	05-0012	2	1460	910.71	18x12	07-1812	1	9435	6,756.48	36x24	07-3624			On. Req.
15	05-0015	1	2370	1,884.45	18x15	07-1815	1	11055	7,230.18	36x27	07-3627			On. Req.
18	05-0018	1	4600	3,668.10	18x18	07-1818	1	14676	9,392.24	36x30	07-3630			On. Req.
21	05-0021	1	7900	6,251.32	21x4	07-0214	1		8,370.11	36x36	07-3636			On. Req.
24	05-0024	1	9200	9,106.77	21x6	07-0216	1		8,972.23	42x4	07-0424			On. Req.
27	05-0027	1	13000	10,269.82	21x8	07-0218	1		10,389.56	42x6	07-0426			On. Req.
30	05-0030	1	20600	13,197.20	21x10	07-2110	1		11,710.89	42x8	07-0428			On. Req.
36	05-0036			16,558.32	21x12	07-2112	1		12,665.32	42x10	07-4210			On. Req.
42	05-0042			23,985.43	21x15	07-2115	1		14,668.68	42x12	07-4212			On. Req.
48	05-0048			32,336.71	21x18	07-2118	1		17,273.72	42x15	07-4215			On. Req.
REPAIR COUPLING BxB Available in Ultra Rib & Ultra CORR only 					21x21	07-2121	1		22,603.25	42x18	07-4218			On. Req.
					24x4	07-0244			12,625.27	42x21	07-4221			On. Req.
					24x6	07-0246			14,450.90	42x24	07-4224			On. Req.
					24x8	07-0248			16,002.29	42x27	07-4227			On. Req.
8	606-0008	12	325	282.34	24x10	07-2410			16,175.36	42x30	07-4230			On. Req.
10	606-0010	4	651	626.81	24x12	07-2412			16,516.04	42x36	07-4236			On. Req.
12	606-0012	2	1145	910.71	24x15	07-2415			16,637.29	42x42	07-4242			On. Req.
15	606-0015	1	1931	1,884.45	24x18	07-2418			23,368.60	48x4	07-0484			On. Req.
18	606-0018	1	3130	3,668.10	24x21	07-2421			25,626.54	48x6	07-0486			On. Req.
21	606-0021	1	5800	6,251.16	24x24	07-2424			28,176.76	48x8	07-0488			On. Req.
24	606-0024	1	6500	9,106.77	27x4	07-0274			16,280.13	48x10	07-4810			On. Req.
27	606-0027	1	8900	10,269.82	27x6	07-0276			17,031.69	48x12	07-4812			On. Req.
30	606-0030	1	12600	13,197.20	27x8	07-0278			20,575.76	48x15	07-4815			On. Req.
FULL & REDUCING WYE BxBxB Please specify branch (SDR35, UR, Sch40, Vylon) when ordering. 					27x10	07-2710			20,873.02	48x18	07-4818			On. Req.
					27x12	07-2712			21,992.80	48x21	07-4821			On. Req.
					27x15	07-2715			23,975.27	48x24	07-4824			On. Req.
					27x18	07-2718			25,818.89	48x27	07-4827			On. Req.
8x4	07-0084	5/25	848	342.41	27x21	07-2721			29,346.69	48x30	07-4830			On. Req.
8x6	07-0086	3/14	1044	408.41	27x24	07-2724			32,843.78	48x36	07-4836			On. Req.
8x8	07-0088	2/10	1426	731.02	27x27	07-2727			35,623.46	48x42	07-4842			On. Req.
10x4	07-0104	2/12	1393	1,041.52	30x4	07-0304			On. Req.	48x48	07-4848			On. Req.
10x6	07-0106	2/10	1680	1,059.08	30x6	07-0306			On. Req.					
10x8	07-0108	1	2137	1,718.53	30x8	07-0308			On. Req.					
10x10	07-1010	2/6	2633	2,158.74	30x10	07-3010			On. Req.					
12x4	07-0124	1/6	2186	1,499.73	30x12	07-3012			On. Req.					

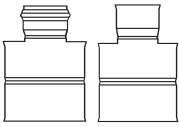

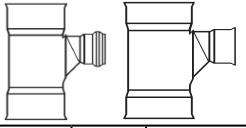
Profile Pipe
Fittings



PROFILE PIPE FITTINGS

When ordering for different name brands, use the following prefixes to the part number.

UC - Ultra Corr™ 24"-36" P - Pro21
 6 - Ultra Rib™ 8"-30"

SIZE	PART NUMBER	CTN/ CRATE	LB/ 100	LIST PRICE	SIZE	PART NUMBER	CTN/ CRATE	LB/ 100	LIST PRICE	SIZE	PART NUMBER	CTN/ CRATE	LB/ 100	LIST PRICE
CONCENTRIC REDUCER COUPLING BxB 					30x6	09-0306			11,773.38	CAP B 				
					30x8	09-0308			11,902.07					
					30x10	09-3010			12,035.43					
					30x12	09-3012			12,652.68					
8x4	09-0084	8	601	369.69	30x15	09-3015			12,720.96	8	11-0008	12	544	220.18
8x6	09-0086	8	704	388.11	30x18	09-3018			13,245.00	10	11-0010	4	860	688.59
10x4	09-0104	4	920	850.63	30x21	09-3021			15,263.84	12	11-0012	3	1420	1,034.39
10x6	09-0106	4	1020	1,009.03	30x24	09-3024			16,535.32	15	11-0015	1	2495	1,672.76
10x8	09-0108	2	1100	1,202.32	30x27	09-3027			20,669.35	18	11-0018	1	4256	2,431.90
12x4	09-0124	2	1480	1,239.85	36x4	09-0364			25,813.47	21	11-0021			5,274.93
12x6	09-0126	2	1580	1,311.73	36x6	09-0366			25,989.60	24	11-0024			6,091.83
12x8	09-0128	2	1730	1,560.23	36x8	09-0368			26,188.62	27	11-0027			7,683.29
12x10	09-1210	1	1981	1,801.34	36x10	09-3610			26,511.98	30	11-0030			9,873.41
15x4	09-0154	1	2561	1,953.92	36x12	09-3612			26,870.89	36	11-0036			21,163.02
15x6	09-0156	1	2655	2,052.67	36x15	09-3615			27,509.15	42	11-0042			On. Req.
15x8	09-0158	1	2808	2,285.51	36x18	09-3618			28,211.19	48	11-0048			On. Req.
15x10	09-1510	1	3070	2,517.98	36x21	09-3621			28,968.43	T-Y BxBxB 				
15x12	09-1512	1	3451	2,737.77	36x24	09-3624			32,239.88					
18x4	09-0184	1	4321	2,569.75	36x27	09-3627			33,157.70					
18x6	09-0186	1	4415	2,614.30	36x30	09-3630			35,132.64					
18x8	09-0188	1	4568	2,723.89	42x4	09-0424			On. Req.	8x4	13-0084	930		355.47
18x10	09-1810	1	4803	2,819.70	42x6	09-0426			On. Req.	8x6	13-0086	1058		408.95
18x12	09-1812	1	5212	2,879.81	42x8	09-0428			On. Req.	8x8	13-0088	1468		1,006.48
18x15	09-1815	1	6001	2,999.36	42x10	09-4210			On. Req.	10x4	13-0104	1502		1,338.23
21x4	09-0214			3,706.77	42x12	09-4212			On. Req.	10x6	13-0106	1694		1,533.46
21x6	09-0216			3,745.05	42x15	09-4215			On. Req.	10x8	13-0108	2179		2,353.81
21x8	09-0218			3,900.11	42x18	09-4218			On. Req.	12x4	13-0124	2268		1,649.18
21x10	09-2110			3,951.74	42x21	09-4221			On. Req.	12x6	13-0126	2592		1,757.56
21x12	09-2112			4,156.56	42x24	09-4224			On. Req.	12x8	13-0128	3129		2,604.49
21x15	09-2115			4,801.13	42x27	09-4227			On. Req.	15x4	13-0154	3770		2,660.81
21x18	09-2118			5,173.28	42x30	09-4230			On. Req.	15x6	13-0156	4166		2,943.04
24x4	09-0244			7,726.06	42x36	09-4236			On. Req.	15x8	13-0158	4886		3,176.88
24x6	09-0246			7,801.38	48x4	09-0484			On. Req.	18x4	13-0184	5966		6,062.89
24x8	09-0248			8,102.42	48x6	09-0486			On. Req.	18x6	13-0186	6528		6,174.38
24x10	09-2410			8,143.94	48x8	09-0488			On. Req.	18x8	13-0188	7470		6,544.92
24x12	09-2412			8,397.13	48x10	09-4810			On. Req.	21x4	13-0214			8,593.57
24x15	09-2415			8,606.30	48x12	09-4812			On. Req.	21x6	13-0216			9,296.69
24x18	09-2418			9,068.27	48x15	09-4815			On. Req.	21x8	13-0218			11,368.59
24x21	09-2421			9,835.86	48x18	09-4818			On. Req.	24x4	13-0244			14,307.81
27x4	09-0274			9,120.74	48x21	09-4821			On. Req.	24x6	13-0246			15,159.84
27x6	09-0276			9,162.00	48x24	09-4824			On. Req.	24x8	13-0248			15,469.25
27x8	09-0278			9,260.08	48x27	09-4827			On. Req.	27x4	13-0274			17,641.20
27x10	09-2710			9,365.71	48x30	09-4830			On. Req.	27x6	13-0276			17,635.96
27x12	09-2712			9,845.96	48x36	09-4836			On. Req.	27x8	13-0278			18,524.15
27x15	09-2715			9,899.13	48x42	09-4842			On. Req.	30x4	13-0304			On. Req.
27x18	09-2718			10,307.07						30x6	13-0306			On. Req.
27x21	09-2721			11,878.26						30x8	13-0308			On. Req.
27x24	09-2724			12,867.45						36x4	13-0364			On. Req.
30x4	09-0304			11,516.91						36x6	13-0366			On. Req.

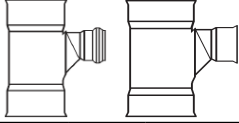
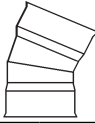
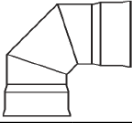
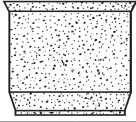
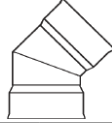
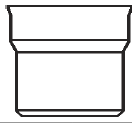
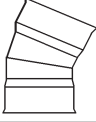
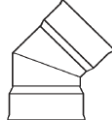
Profile Pipe Fittings



PROFILE PIPE FITTINGS


When ordering for different name brands, use the following prefixes to the part number.

UC - Ultra Corr™ 24"-36" P - Pro21
 6 - Ultra Rib™ 8"-30"

SIZE	PART NUMBER	CTN/ CRATE	LB/ 100	LIST PRICE	SIZE	PART NUMBER	CTN/ CRATE	LB/ 100	LIST PRICE	SIZE	PART NUMBER	CTN/ CRATE	LB/ 100	LIST PRICE
T-Y BxBxB 					22 1/2 DEGREE EL BxB 					90 DEGREE EL BxB 				
36x8	13-0368			On. Req.	8	17-0008	6	588	386.34	8	23-0008	4	877	431.46
42x4	13-0424			On. Req.	10	17-0010	2	1057	1,057.39	10	23-0010	2	1586	1,451.23
42x6	13-0426			On. Req.	12	17-0012	2	1873	1,378.87	12	23-0012	3	2673	1,878.04
42x8	13-0428			On. Req.	15	17-0015	2	3281	3,647.02	15	23-0015	1	4807	3,964.41
48x4	13-0484			On. Req.	18	17-0018	1	7673	5,330.30	18	23-0018	1	11632	6,706.11
48x6	13-0486			On. Req.	21	17-0021		6000	7,564.05	21	23-0021			11,518.41
48x8	13-0488			On. Req.	24	17-0024		10900	10,891.23	24	23-0024			15,400.89
SANDED MANHOLE ADAPTER 					27	17-0027		13600	12,992.20	27	23-0027			17,587.41
					30	17-0030			On. Req.	30	23-0030			On. Req.
					36	17-0036			On. Req.	36	23-0036			On. Req.
					42	17-0042			On. Req.	42	23-0042			On. Req.
8	16-0008		375	281.92	48	17-0048			On. Req.	48	23-0048			On. Req.
10	16-0010		600	512.45	30 DEGREE EL BxB 					SMOOTH MANHOLE ADAPTER 				
12	16-0012		750	751.44	8	61-0008			392.04	8	45-0008	6	650	306.34
15	16-0015		1800	961.61	10	61-0010			1,073.19	10	45-0010	4	1075	476.71
18	16-0018		2800	1,934.25	12	61-0012			1,555.99	12	45-0012	2	1700	739.86
21	16-0021		4300	2,735.04	15	61-0015			3,757.23	15	45-0015	1	2750	1,203.62
24	16-0024		5200	4,554.63	18	61-0018			5,660.34	18	45-0018	1	5400	1,926.27
27	16-0027		7200	5,289.45	21	61-0021			9,586.21	21	45-0021			3,257.28
30	16-0030		10000	7,509.22	24	61-0024			13,087.47	24	45-0024			4,816.01
36	16-0036			12,998.48	27	61-0027			15,028.18	27	45-0027			8,089.08
11 1/4 DEGREE EL BxB 					30	61-0030			On. Req.	30	45-0030			On. Req.
8	59-0008			401.31	36	61-0036			On. Req.	36	45-0036			On. Req.
10	59-0010			1,098.50	42	61-0042			On. Req.	42	45-0042			On. Req.
12	59-0012			1,592.67	48	61-0048			On. Req.	48	45-0048			On. Req.
15	59-0015			3,845.72	45 DEGREE EL BxB 									
18	59-0018			5,793.68	8	21-0008	5	626	382.82					
21	59-0021			9,812.07	10	21-0010	2/16	1149	993.37					
24	59-0024			13,395.81	12	21-0012	2	1987	1,442.79					
27	59-0027			15,382.22	15	21-0015	2/4	3657	3,230.91					
30	59-0030			On. Req.	18	21-0018	1	6600	5,171.09					
36	59-0036			On. Req.	21	21-0021		11100	8,757.55					
42	59-0042			On. Req.	24	21-0024		15000	11,956.26					
48	59-0048			On. Req.	27	21-0027			12,991.66					
					30	21-0030			On. Req.					
					36	21-0036			On. Req.					
					42	21-0042			On. Req.					
					48	21-0048			On. Req.					

Profile Pipe Fittings

CIOD GASKETED NON PRESSURE FITTINGS



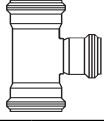
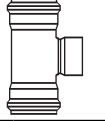
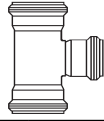
1-800-437-4670
FAX 1-800-822-6989



4" - 24" CIOD NON-PRESSURE FITTINGS

DR18 (for C900 pipe - sewer and drain use), Call for pricing on other DR's.

To be used for non-pressure applications only.

SIZE	PART NUMBER	CTN/ CRATE	LB/ 100	LIST PRICE	SIZE	PART NUMBER	CTN/ CRATE	LB/ 100	LIST PRICE	SIZE	PART NUMBER	CTN/ CRATE	LB/ 100	LIST PRICE
C900 x C900 REDUCING TEE GxGxG 					C900 GASKET x SCH40 HUB TEE 					C900 GASKET x SCH40 GASKET TEE 				
6x4	Y03-0064		1390	1,357.60	6x4	Y03-00643H		1230	596.24	6x4	Y03-00643G		1300	624.77
8x4	Y03-0084		2440	2,202.11	8x4	Y03-00843H		2270	1,563.16	8x4	Y03-00843G		2340	1,628.91
8x6	Y03-0086		2730	2,255.56	8x6	Y03-00863H		2540	1,764.94	8x6	Y03-00863G		2640	1,830.80
10x4	Y03-0104		3860	2,056.88	10x4	Y03-01043H		3680	1,843.92	10x4	Y03-01043G		3750	2,056.88
10x6	Y03-0106		4380	2,113.73	10x6	Y03-01063H		4030	2,008.75	10x6	Y03-01063G		4130	2,113.73
10x8	Y03-0108		5200	2,263.21	10x8	Y03-01083H		4540	2,164.44	10x8	Y03-01083G		4730	2,263.21
12x4	Y03-0124		6050	2,654.06	12x4	Y03-01243H		5860	2,570.94	12x4	Y03-01243G		5930	2,654.06
12x6	Y03-0126		6560	2,841.43	12x6	Y03-01263H		6300	2,716.74	12x6	Y03-01263G		6400	2,841.43
12x8	Y03-0128		7620	3,148.05	12x8	Y03-01283H		6960	2,981.47	12x8	Y03-01283G		7150	3,148.05
12x10	Y03-1210		8250	3,574.03	12x10	Y03-12103H		7600	3,440.50	12x10	Y03-12103G		7770	3,574.03
14x4	Y03-0144			6,149.25	14x4	Y03-01443H			6,149.25	14x4	Y03-01443G			6,149.25
14x6	Y03-0146			6,335.84	14x6	Y03-01463H			6,335.84	14x6	Y03-01463G			6,335.84
14x8	Y03-0148			7,877.96	14x8	Y03-01483H			7,877.96	14x8	Y03-01483G			7,877.96
14x10	Y03-1410			8,222.64	14x10	Y03-14103H			8,222.64	14x10	Y03-14103G			8,222.64
14x12	Y03-1412			8,683.63	14x12	Y03-14123H			8,683.63	14x12	Y03-14123G			8,683.63
16x4	Y03-0164			8,359.37	16x4	Y03-01643H			8,359.37	16x4	Y03-01643G			8,359.37
16x6	Y03-0166			8,614.71	16x6	Y03-01663H			8,614.71	16x6	Y03-01663G			8,614.71
16x8	Y03-0168			8,821.08	16x8	Y03-01683H			8,821.08	16x8	Y03-01683G			8,821.08
16x10	Y03-1610			8,988.02	16x10	Y03-16103H			8,988.02	16x10	Y03-16103G			8,988.02
16x12	Y03-1612			9,076.41	16x12	Y03-16123H			9,076.41	16x12	Y03-16123G			9,076.41
16x14	Y03-1614			10,284.67	16x14	Y03-16143H			10,284.67	18x4	Y03-01843G			14,135.28
18x4	Y03-0184			14,135.28	18x4	Y03-01843H			14,135.28	18x6	Y03-01863G			14,567.40
18x6	Y03-0186			14,567.40	18x6	Y03-01863H			14,567.40	18x8	Y03-01883G			14,803.12
18x8	Y03-0188			14,803.12	18x8	Y03-01883H			14,803.12	18x10	Y03-18103G			15,667.50
18x10	Y03-1810			15,667.50	18x10	Y03-18103H			15,667.50	18x12	Y03-18123G			16,581.10
18x12	Y03-1812			16,581.10	18x12	Y03-18123H			16,581.10	20x4	Y03-02043G			16,256.97
18x14	Y03-1814			18,751.92	18x14	Y03-18143H			18,751.92	20x6	Y03-02063G			16,750.75
18x16	Y03-1816			19,999.53	18x16	Y03-18163H			19,999.53	20x8	Y03-02083G			17,170.51
20x4	Y03-0204			16,256.97	20x4	Y03-02043H			16,256.97	20x10	Y03-20103G			17,710.87
20x6	Y03-0206			16,750.75	20x6	Y03-02063H			16,750.75	20x12	Y03-20123G			18,702.79
20x8	Y03-0208			17,170.51	20x8	Y03-02083H			17,170.51	24x4	Y03-02443G			23,329.53
20x10	Y03-2010			17,710.87	20x10	Y03-20103H			17,710.87	24x6	Y03-02463G			24,046.63
20x12	Y03-2012			18,702.79	20x12	Y03-20123H			18,702.79	24x8	Y03-02483G			24,341.32
20x14	Y03-2014			19,970.12	20x14	Y03-20143H			19,970.12	24x10	Y03-24103G			24,665.40
20x16	Y03-2016			20,942.54	20x16	Y03-20163H			20,942.54	24x12	Y03-24123G			24,842.19
20x18	Y03-2018			23,683.21	20x18	Y03-20183H			23,683.21					
24x4	Y03-0244			23,329.53	24x4	Y03-02443H			23,329.53					
24x6	Y03-0246			24,046.63	24x6	Y03-02463H			24,046.63					
24x8	Y03-0248			24,341.32	24x8	Y03-02483H			24,341.32					
24x10	Y03-2410			24,665.40	24x10	Y03-24103H			24,665.40					
24x12	Y03-2412			24,842.19	24x12	Y03-24123H			24,842.19					
24x14	Y03-2414			25,795.12	24x14	Y03-24143H			25,795.12					
24x16	Y03-2416			26,295.95	24x16	Y03-24163H			26,295.95					
24x18	Y03-2418			32,769.46	24x18	Y03-24183H			32,769.46					
24x20	Y03-2420			33,191.75	24x20	Y03-24203H			33,191.75					

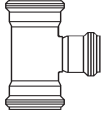

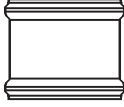
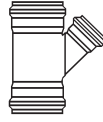
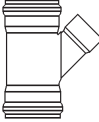
CIOD (C900) Non Pressure Fittings



4" - 24" CIOD NON-PRESSURE FITTINGS

DR18 (for C900 pipe - sewer and drain use), Call for pricing on other DR's.

To be used for non-pressure applications only.

SIZE	PART NUMBER	CTN/ CRATE	LB/ 100	LIST PRICE	SIZE	PART NUMBER	CTN/ CRATE	LB/ 100	LIST PRICE	SIZE	PART NUMBER	CTN/ CRATE	LB/ 100	LIST PRICE
C900 GASKET x HWS GASKET TEE 					STOP COUPLING GxG 					16x8	Y07-0168			7,952.52
										16x10	Y07-1610			8,341.73
										16x12	Y07-1612			8,721.64
										16x14	Y07-1614			8,864.04
6x4	Y03-00649G		1230	624.77	4	Y05-0004		394	197.98	18x4	Y07-0184			13,483.69
8x4	Y03-00849G		2270	1,628.91	6	Y05-0006		865	303.62	18x6	Y07-0186			13,901.47
8x6	Y03-00869G		2540	1,830.80	8	Y05-0008		1690	687.41	18x8	Y07-0188			14,333.41
10x4	Y03-01049G		3680	2,056.88	10	Y05-0010		2840	1,049.02	18x10	Y07-1810			14,860.51
10x6	Y03-01069G		4030	2,113.73	12	Y05-0012		4370	1,532.28	18x12	Y07-1812			15,629.67
10x8	Y03-01089G		4630	2,263.21	14	Y05-0014			3,856.24	18x14	Y07-1814			16,370.28
12x4	Y03-01249G		5860	2,654.06	16	Y05-0016			4,601.89	18x16	Y07-1816			17,281.95
12x6	Y03-01269G		6370	2,841.43	18	Y05-0018			12,268.39	20x4	Y07-0204			16,778.64
12x8	Y03-01289G		7050	3,148.05	20	Y05-0020			13,768.50	20x6	Y07-0206			17,296.08
12x10	Y03-12109G		7720	3,574.03	24	Y05-0024			17,376.27	20x8	Y07-0208			17,832.62
14x4	Y03-01449G			6,149.25	REPAIR COUPLING GxG 					20x10	Y07-2010			18,383.34
14x6	Y03-01469G			6,335.84						20x12	Y07-2012			18,948.36
14x8	Y03-01489G			7,877.96						20x14	Y07-2014			19,883.66
14x10	Y03-14109G			8,222.64						20x16	Y07-2016			20,667.02
14x12	Y03-14129G			8,683.63						4	Y06-0004	10	331	280.49
16x4	Y03-01649G			8,359.37	6	Y06-0006	5	735	430.22	24x4	Y07-0244			20,975.67
16x6	Y03-01669G			8,614.71	8	Y06-0008	2	1430	1,037.41	24x6	Y07-0246			21,621.35
16x8	Y03-01689G			8,821.08	10	Y06-0010	2	2380	1,049.02	24x8	Y07-0248			22,290.76
16x10	Y03-16109G			8,988.02	12	Y06-0012		3650	1,532.28	24x10	Y07-2410			22,979.12
16x12	Y03-16129G			9,076.41	14	Y06-0014			3,856.24	24x12	Y07-2412			23,686.49
18x4	Y03-01849G			14,135.28	16	Y06-0016			4,601.89	24x14	Y07-2414			24,854.59
18x6	Y03-01869G			14,567.40	18	Y06-0018			12,268.39	24x16	Y07-2416			25,832.60
18x8	Y03-01889G			14,803.12	20	Y06-0020		12800	13,768.50	24x18	Y07-2418			27,669.98
18x10	Y03-18109G			15,667.50	24	Y06-0024			17,376.27	24x20	Y07-2420			28,890.02
18x12	Y03-18129G			16,581.10	C900 x C900 REDUCING WYE GxGxG 					C900 GASKET x SCH40 HUB WYE 				
20x4	Y03-02049G			16,256.97										
20x6	Y03-02069G			16,750.75										
20x8	Y03-02089G			17,170.51										
20x10	Y03-20109G			17,710.87										
20x12	Y03-20129G			18,702.79	8x4	Y07-0084	2	2680	2,098.97	8x4	Y07-00843H		2500	1,714.61
20x18	Y03-20189G			23,683.21	8x6	Y07-0086	2	3260	1,936.88	8x6	Y07-00863H		2890	1,850.68
24x4	Y03-02449G			23,329.53	10x4	Y07-0104		4200	2,117.05	10x4	Y07-01043H		3990	2,081.54
24x6	Y03-02469G			24,046.63	10x6	Y07-0106		4870	2,256.20	10x6	Y07-01063H		4500	2,146.65
24x8	Y03-02489G			24,341.32	10x8	Y07-0108		6000	2,398.50	10x8	Y07-01083H		5210	2,331.71
24x10	Y03-24109G			24,665.40	12x4	Y07-0124		6500	2,784.75	12x4	Y07-01243H		6270	2,718.67
24x12	Y03-24129G			24,842.19	12x6	Y07-0126		7300	2,983.54	12x6	Y07-01263H		6900	2,927.60
24x18	Y03-24189G			32,769.46	12x8	Y07-0128		8610	3,309.03	12x8	Y07-01283H		7820	3,232.12
					12x10	Y07-1210		10140	3,786.82	12x10	Y07-12103H		8750	3,810.38
					14x4	Y07-0144			5,872.94	14x4	Y07-01443H			5,872.94
					14x6	Y07-0146			6,053.37	14x6	Y07-01463H			6,053.37
					14x8	Y07-0148			6,333.49	14x8	Y07-01483H			6,333.49
					14x10	Y07-1410			6,637.47	14x10	Y07-14103H			6,637.47
					14x12	Y07-1412			7,615.42	14x12	Y07-14123H			7,615.42
					16x4	Y07-0164			7,435.05	16x4	Y07-01643H			7,435.05
					16x6	Y07-0166			7,662.84	16x6	Y07-01663H			7,662.84

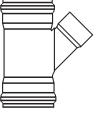
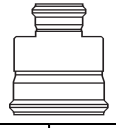

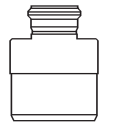
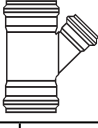
Non Pressure Fittings
CIOD (C900)



4" - 24" CIOD NON-PRESSURE FITTINGS

DR18 (for C900 pipe - sewer and drain use), Call for pricing on other DR's.

To be used for non-pressure applications only.

SIZE	PART NUMBER	CTN/ CRATE	LB/ 100	LIST PRICE	SIZE	PART NUMBER	CTN/ CRATE	LB/ 100	LIST PRICE	SIZE	PART NUMBER	CTN/ CRATE	LB/ 100	LIST PRICE	
C900 GASKET x SCH40 HUB WYE 					14x10	Y07-14103G			6,637.47	18x10	Y07-18109G			14,860.51	
					14x12	Y07-14123G			7,615.42	18x12	Y07-18129G			15,629.67	
					16x4	Y07-01643G			7,435.05	20x4	Y07-02049G			16,778.64	
					16x6	Y07-01663G			7,662.84	20x6	Y07-02069G			17,296.08	
16x8	Y07-01683H			7,952.52	16x8	Y07-01683G			7,952.52	20x8	Y07-02089G			17,832.62	
16x10	Y07-16103H			8,341.73	16x10	Y07-16103G			8,341.73	20x10	Y07-20109G			18,383.34	
16x12	Y07-16123H			8,721.64	16x12	Y07-16123G			8,721.64	20x12	Y07-20129G			18,948.36	
16x14	Y07-16143H			8,864.04	18x4	Y07-01843G			13,483.69	20x18	Y07-20189G			22,134.09	
18x4	Y07-01843H			13,483.69	18x6	Y07-01863G			13,901.47	24x4	Y07-02449G			20,975.67	
18x6	Y07-01863H			13,901.47	18x8	Y07-01883G			14,333.41	24x6	Y07-02469G			21,621.35	
18x8	Y07-01883H			14,333.41	18x10	Y07-18103G			14,860.51	24x8	Y07-02489G			22,290.76	
18x10	Y07-18103H			14,860.51	18x12	Y07-18123G			15,629.67	24x10	Y07-24109G			22,979.12	
18x12	Y07-18123H			15,629.67	20x4	Y07-02043G			16,778.64	24x12	Y07-24129G			23,686.49	
18x14	Y07-18143H			16,370.28	20x6	Y07-02063G			17,296.08	24x18	Y07-24189G			27,669.98	
18x16	Y07-18163H			17,281.95	20x8	Y07-02083G			17,832.62	C900 REDUCER COUPLING G x G 					
20x4	Y07-02043H			16,778.64	20x10	Y07-20103G			18,383.34						
20x6	Y07-02063H			17,296.08	20x12	Y07-20123G			18,948.36						
20x8	Y07-02083H			17,832.62	24x4	Y07-02443G			20,975.67						
20x10	Y07-20103H			18,383.34	24x6	Y07-02463G			21,621.35	4x6	Y09-0046		840	457.71	
20x12	Y07-20123H			18,948.36	24x8	Y07-02483G			22,290.76	4x8	Y09-0048		1600	1,536.17	
20x14	Y07-20143H			19,883.66	24x10	Y07-24103G			22,979.12	4x10	Y09-0410			2,011.61	
20x16	Y07-20163H			20,667.02	24x12	Y07-24123G			23,686.49	4x12	Y09-0412		2725	2,564.01	
20x18	Y07-20183H			22,134.09	C900 GASKET x HWS GASKET WYE 					6x8	Y09-0068		1705	1,260.23	
24x4	Y07-02443H			20,975.67						6x10	Y09-0610			3165	2,107.49
24x6	Y07-02463H			21,621.35						6x12	Y09-0612				2,675.49
24x8	Y07-02483H			22,290.76						8x10	Y09-0810				1,803.74
24x10	Y07-24103H			22,979.12	6x4	Y07-00649G		1340	733.63	8x12	Y09-0812			2,786.96	
24x12	Y07-24123H			23,686.49	8x4	Y07-00849G		2460	1,780.34	10x12	Y09-1012			2,160.69	
24x14	Y07-24143H			24,854.59	8x6	Y07-00869G		2860	1,888.94	C900 REDUCER BUSHING S x G 					
24x16	Y07-24163H			25,832.60	10x4	Y07-01049G		3950	2,117.05						
24x18	Y07-24183H			27,669.98	10x6	Y07-01069G		4470	2,256.20						
24x20	Y07-24203H			28,890.02	10x8	Y07-01089G		5250	2,398.50						
C900 GASKET x SCH40 GASKET WYE 					12x4	Y07-01249G		6210	2,784.75	6x4	Y10-0064			457.71	
					12x6	Y07-01269G		6840	2,983.54	8x4	Y10-0084			1,474.92	
					12x8	Y07-01289G		7860	3,309.03	8x6	Y10-0086			1,271.45	
					12x10	Y07-12109G		8870	3,786.82	10x4	Y10-0104			1,775.32	
6x4	Y07-00643G		1430	733.63	14x4	Y07-01449G			5,872.94	10x6	Y10-0106			1,852.55	
8x4	Y07-00843G		2550	1,780.34	14x6	Y07-01469G			6,053.37	10x8	Y10-0108			1,803.74	
8x6	Y07-00863G		2990	1,888.94	14x8	Y07-01489G			6,333.49	12x4	Y10-0124			2,241.66	
10x4	Y07-01043G		4040	2,117.05	14x10	Y07-14109G			6,637.47	12x6	Y10-0126			2,339.13	
10x6	Y07-01063G		4600	2,256.20	14x12	Y07-14129G			7,615.42	12x8	Y10-0128			2,436.61	
10x8	Y07-01083G		5340	2,398.50	16x4	Y07-01649G			7,435.05	12x10	Y10-1210			2,489.09	
12x4	Y07-01243G		6300	2,784.75	16x6	Y07-01669G			7,662.84						
12x6	Y07-01263G		6970	2,983.54	16x8	Y07-01689G			7,952.52						
12x8	Y07-01283G		7950	3,309.03	16x10	Y07-16109G			8,341.73						
12x10	Y07-12103G		8930	3,786.82	16x12	Y07-16129G			8,721.64						
14x4	Y07-01443G			5,872.94	18x4	Y07-01849G			13,483.69						
14x6	Y07-01463G			6,053.37	18x6	Y07-01869G			13,901.47						
14x8	Y07-01483G			6,333.49	18x8	Y07-01889G			14,333.41						

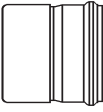
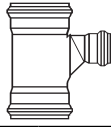
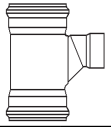

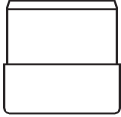
CIOD (C900)
Non Pressure Fittings



4" - 24" CIOD NON-PRESSURE FITTINGS

DR18 (for C900 pipe - sewer and drain use), Call for pricing on other DR's.

To be used for non-pressure applications only.

SIZE	PART NUMBER	CTN/ CRATE	LB/ 100	LIST PRICE	SIZE	PART NUMBER	CTN/ CRATE	LB/ 100	LIST PRICE	SIZE	PART NUMBER	CTN/ CRATE	LB/ 100	LIST PRICE
CAP G 					C900 x C900 REDUCING T-Y GxGxG 					C900 GASKET x SCH40 HUB T-Y 				
4	Y11-0004	10/320		358.33	6x4	Y13-0064		1600	733.63	6x4	Y13-00643H		1380	708.65
6	Y11-0006	4/75		603.00	8x4	Y13-0084		2730	1,780.34	8x4	Y13-00843H		2500	1,714.61
8	Y11-0008	2/56		1,335.82	8x6	Y13-0086		3370	1,888.94	8x6	Y13-00863H		2920	1,850.68
10	Y11-0010			1,915.85	10x4	Y13-0104		4240	2,117.05	10x4	Y13-01043H		4000	2,081.54
12	Y11-0012			2,229.55	10x6	Y13-0106		4980	2,256.20	10x6	Y13-01063H		4530	2,146.65
14	Y11-0014			2,316.20	10x8	Y13-0108		6230	2,398.50	10x8	Y13-01083H		5260	2,331.71
16	Y11-0016			2,613.40	12x4	Y13-0124		6550	2,784.75	12x4	Y13-01243H		6280	2,718.67
18	Y11-0018			4,352.73	12x6	Y13-0126		7400	2,983.54	12x6	Y13-01263H		6960	2,927.60
20	Y11-0020			5,008.34	12x8	Y13-0128		8840	3,309.03	12x8	Y13-01283H		7870	3,232.12
24	Y11-0024			7,219.70	12x10	Y13-1210		10400	3,786.82	12x10	Y13-12103H		8700	3,619.47
CAP H 					14x4	Y13-0144			5,872.94	14x4	Y13-01443H			5,872.94
					14x6	Y13-0146			6,053.37	14x6	Y13-01463H			6,053.37
					14x8	Y13-0148			6,333.49	14x8	Y13-01483H			6,333.49
					14x10	Y13-1410			6,637.47	14x10	Y13-14103H			6,637.47
4	HY11-0004		880	310.85	14x12	Y13-1412			7,615.42	14x12	Y13-14123H			7,615.42
6	HY11-0006		2390	551.62	16x4	Y13-0164			7,435.05	16x4	Y13-01643H			7,435.05
8	HY11-0008		4420	1,268.59	16x6	Y13-0166			7,662.84	16x6	Y13-01663H			7,662.84
10	HY11-0010		7000	1,836.77	16x8	Y13-0168			7,952.52	16x8	Y13-01683H			7,952.52
12	HY11-0012		11070	2,138.61	16x10	Y13-1610			8,341.73	16x10	Y13-16103H			8,341.73
PLUG SP 					16x12	Y13-1612			8,721.64	16x12	Y13-16123H			8,721.64
					18x4	Y13-0184			13,483.69	18x4	Y13-01843H			13,483.69
					18x6	Y13-0186			13,901.47	18x6	Y13-01863H			13,901.47
					18x8	Y13-0188			14,333.41	18x8	Y13-01883H			14,333.41
4	Y12-0004			342.00	18x10	Y13-1810			14,860.51	18x10	Y13-18103H			14,860.51
6	Y12-0006	5		593.88	18x12	Y13-1812			15,629.67	18x12	Y13-18123H			15,629.67
8	Y12-0008			1,282.49	20x4	Y13-0204			16,778.64	20x4	Y13-02043H			16,778.64
10	Y12-0010			1,543.78	20x6	Y13-0206			17,296.08	20x6	Y13-02063H			17,296.08
12	Y12-0012			1,949.30	20x8	Y13-0208			17,832.62	20x8	Y13-02083H			17,832.62
14	Y12-0014			2,079.55	20x10	Y13-2010			18,383.34	20x10	Y13-20103H			18,383.34
16	Y12-0016			2,298.44	20x12	Y13-2012			18,948.36	20x12	Y13-20123H			18,948.36
18	Y12-0018			3,767.15	24x4	Y13-0244			20,975.67	24x4	Y13-02443H			20,975.67
20	Y12-0020			4,422.61	24x6	Y13-0246			21,621.35	24x6	Y13-02463H			21,621.35
24	Y12-0024			6,957.30	24x8	Y13-0248			22,290.76	24x8	Y13-02483H			22,290.76
					24x10	Y13-2410			22,979.12	24x10	Y13-24103H			22,979.12
					24x12	Y13-2412			23,686.49	24x12	Y13-24123H			23,686.49

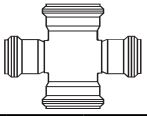
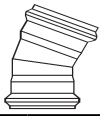
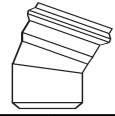
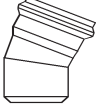


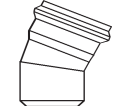

CIOD (C900)
Non Pressure Fittings



4" - 24" CIOD NON-PRESSURE FITTINGS

DR18 (for C900 pipe - sewer and drain use), Call for pricing on other DR's.

To be used for non-pressure applications only.


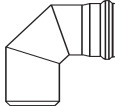
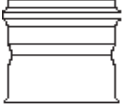
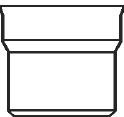
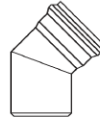


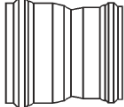
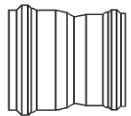
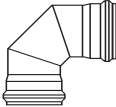

SIZE	PART NUMBER	CTN/ CRATE	LB/ 100	LIST PRICE	SIZE	PART NUMBER	CTN/ CRATE	LB/ 100	LIST PRICE	SIZE	PART NUMBER	CTN/ CRATE	LB/ 100	LIST PRICE
REDUCING CROSS GxGxGxG 					11 1/4 DEGREE EL GxG 					22 1/2 DEGREE EL SxG 				
6x4	Y26-0064		1610	1,019.96	4	Y59-0004		450	383.14	4	Y18-0004		360	398.61
8x4	Y26-0084		2660	2,066.65	6	Y59-0006		1040	785.53	6	Y18-0006	4	860	586.38
8x6	Y26-0086		3240	2,366.09	8	Y59-0008		2100	1,495.92	8	Y18-0008		1730	1,089.91
10x4	Y26-0104		4080	2,403.39	10	Y59-0010		3450	1,699.38	10	Y18-0010		2900	1,663.32
10x6	Y26-0106		4890	2,733.43	12	Y59-0012		5230	2,584.33	12	Y18-0012		4480	2,536.64
10x8	Y26-0108		6190	3,161.96	14	Y59-0014			4,749.04	14	Y18-0014			4,749.04
12x4	Y26-0124		6270	3,071.17	16	Y59-0016			5,770.67	16	Y18-0016			5,770.67
12x6	Y26-0126		7170	3,460.74	18	Y59-0018			10,133.12	18	Y18-0018			10,133.12
12x8	Y26-0128		8610	4,072.57	20	Y59-0020			12,581.25	20	Y18-0020			12,581.25
12x10	Y26-1210		9510	4,741.19	24	Y59-0024			17,799.55	24	Y18-0024			17,799.55
14x4	Y26-0144			8,301.49	11 1/4 DEGREE EL SxG 					30 DEGREE ELGxG 				
14x6	Y26-0146			8,870.14										
14x8	Y26-0148			11,422.98										
14x10	Y26-1410			12,334.00										
14x12	Y26-1412			13,459.61										
16x4	Y26-0164			11,285.11	4	Y60-0004		350	398.61	4	Y61-0004		470	383.14
16x6	Y26-0166			12,060.59	6	Y60-0006		830	586.38	6	Y61-0006		1090	586.38
16x8	Y26-0168			12,790.57	8	Y60-0008		1660	1,089.91	8	Y61-0008		2210	1,089.91
16x10	Y26-01610			12,790.57	10	Y60-0010		2760	1,663.32	10	Y61-0010		3660	1,663.32
16x12	Y26-1612			13,482.05	12	Y60-0012		4250	2,536.64	12	Y61-0012		5590	2,536.64
18x4	Y26-0184			14,068.38	14	Y60-0014			5,031.60	14	Y61-0014			4,749.04
18x6	Y26-0186			19,082.58	16	Y60-0016			6,307.16	16	Y61-0016			5,770.67
18x8	Y26-0188			20,394.34	18	Y60-0018			10,812.04	18	Y61-0018			10,133.12
18x10	Y26-01810			21,464.54	20	Y60-0020			13,424.21	20	Y61-0020			12,581.25
18x12	Y26-1812			23,987.27	24	Y60-0024			18,992.38	24	Y61-0024			17,799.55
20x4	Y26-0204			25,700.77	22 1/2 DEGREE EL GxG 					30 DEGREE EL SxG 				
20x6	Y26-0206			21,946.97										
20x8	Y26-0208			23,451.04										
20x10	Y26-2010			24,897.21										
20x12	Y26-2012			26,566.35										
20x12	Y26-2012			28,989.36	4	Y17-0004	/60	460	444.54	4	Y62-0004		370	383.14
24x4	Y26-0244			28,989.36	6	Y17-0006	4/44	1070	785.53	6	Y62-0006		880	586.38
24x6	Y26-0246			31,494.85	8	Y17-0008	5	2160	1,495.92	8	Y62-0008		1770	1,113.61
24x8	Y26-0248			33,665.29	10	Y17-0010		3570	1,699.38	10	Y62-0010		2970	1,699.38
24x10	Y26-2410			35,294.91	12	Y17-0012		5440	2,584.33	12	Y62-0012		4600	2,584.33
24x12	Y26-2412			36,998.19	14	Y17-0014			4,749.04	14	Y62-0014			4,749.04
MANHOLE ADAPTER 					16	Y17-0016			5,770.67	16	Y62-0016			5,770.67
					18	Y17-0018			10,133.12	18	Y62-0018			10,133.12
					20	Y17-0020			12,581.25	20	Y62-0020			12,581.25
					24	Y17-0024			17,799.55	24	Y62-0024			17,799.55
					4	Y16-0004	/120	170	314.23					
6	Y16-0006	12/75	425	442.08										
8	Y16-0008	6/48	775	756.12										
10	Y16-0010	6/30	1200	1,153.85										
12	Y16-0012	2/18	1700	1,685.42										
14	Y16-0014			2,358.98										
16	Y16-0016			2,909.52										
18	Y16-0018			3,767.71										
20	Y16-0020			3,824.79										
24	Y16-0024			6,369.37										



4" - 24" CIOD NON-PRESSURE FITTINGS

DR18 (for C900 pipe - sewer and drain use), Call for pricing on other DR's.

To be used for non-pressure applications only.

SIZE	PART NUMBER	CTN/ CRATE	LB/ 100	LIST PRICE	SIZE	PART NUMBER	CTN/ CRATE	LB/ 100	LIST PRICE	SIZE	PART NUMBER	CTN/ CRATE	LB/ 100	LIST PRICE
45 DEGREE ELGxG 					90 DEGREE EL SxG 					C900 GASKET x ULTRA RIB BELL ADAPTER 				
4	Y21-0004	7/80	485	452.78	4	Y24-0004		590	449.08	8	Y80-00086B		870	1,472.35
6	Y21-0006	4/40	1140	785.53	6	Y24-0006		1410	1,058.39	10	Y80-00106B		1540	1,803.74
8	Y21-0008	2/12	2320	1,495.92	8	Y24-0008		2860	2,028.52	12	Y80-00126B		2470	2,160.69
10	Y21-0010		3890	1,699.21	10	Y24-0010		4790	3,258.12	18	Y80-00186B			6,892.31
12	Y21-0012		5940	2,584.47	12	Y24-0012		7370	4,200.06	24	Y80-00246B			9,760.08
14	Y21-0014			4,749.04	14	Y24-0014			5,973.04	C900 SPIGOT x ULTRA RIB BELL ADAPTER 				
16	Y21-0016			5,770.67	16	Y24-0016			6,902.68					
18	Y21-0018			10,133.12	18	Y24-0018			13,501.59					
20	Y21-0020			12,581.25	20	Y24-0020			14,330.00					
24	Y21-0024			17,799.55	24	Y24-0024			24,794.25					
45 DEGREE EL SxG 					C900 SPIGOT x HEAVY WALL SEWER GASKET ADAPTER 					C900 SPIGOT x SCH 40 GASKET ADAPTER 				
4	Y22-0004	7/80	460	507.40	4	Y79-00049G	16	190	380.27	4	Y79-00043G	16	220	380.27
6	Y22-0006	4/40	1100	814.36	6	Y79-00069G	8	440	457.71	6	Y79-00063G		520	457.71
8	Y22-0008	2/12	2250	1,113.61	8	Y79-00089G	4/33	920	1,472.35	8	Y79-00083G		990	1,472.35
10	Y22-0010		3760	1,699.38	10	Y79-00109G		1520	1,803.74	10	Y79-00103G		1610	1,803.74
12	Y22-0012		5770	2,584.33	12	Y79-00129G		2260	2,160.69	12	Y79-00123G		2440	2,160.69
14	Y22-0014			4,749.04	18	Y79-00189G			6,892.31	C900 GASKET x SCH 40 GASKET ADAPTER 				
16	Y22-0016			5,770.67	24	Y79-00249G			9,760.08					
18	Y22-0018			10,133.12	C900 GASKET x HEAVY WALL SEWER GASKET ADAPTER 									
20	Y22-0020			12,581.25										
24	Y22-0024			17,799.55										
90 DEGREE EL GxG 					4	Y80-00049G	8/168	180	380.27	4	Y80-00043G	8/168	300	380.27
4	Y23-0004	4/60	620	452.78	6	Y80-00069G	8/60	430	457.71	6	Y80-00063G	5/60	580	457.71
6	Y23-0006	3/28	1450	1,050.59	8	Y80-00089G	4/25	900	1,472.35	8	Y80-00083G		1000	1,472.35
8	Y23-0008	2/16	2930	1,986.67	10	Y80-00109G		1560	1,803.74	10	Y80-00103G		1530	1,803.74
10	Y23-0010		4920	3,031.73	12	Y80-00129G		2290	2,160.69	12	Y80-00123G		2170	2,160.69
12	Y23-0012		7540	3,998.39	18	Y80-00189G			6,892.31	C900 GASKET x HEAVY WALL SEWER SPIGOT ADAPTER 				
14	Y23-0014			6,009.92	24	Y80-00249G			9,760.08					
16	Y23-0016			7,169.55	4	Y81-00049S	18/240	170	380.27					
18	Y23-0018			12,756.13	6	Y81-00069S	10/90	380	457.71					
20	Y23-0020			15,342.29	8	Y81-00089S	8/48	780	1,260.23					
24	Y23-0024			25,696.31	10	Y81-00109S		1420	1,803.74					
					12	Y81-00129S		2100	2,160.69					
					18	Y81-00189S			6,892.31					
					24	Y81-00249S			9,760.08					

CIOD (C900) Non Pressure Fittings

GPK PRODUCTS, INC.

TERMS AND CONDITIONS OF SALE/SHIPMENT AND USE

ALL ORDERS ARE ACCEPTED AND ALL SALES ARE EXPRESSLY MADE CONDITIONAL ON PURCHASER'S AGREEMENT TO THE TERMS AND CONDITIONS SET FORTH, NOTWITHSTANDING ANY PURCHASE ORDERS OR OFFERS TO PURCHASE CONTAINING DIFFERENT OR ADDITIONAL PROVISIONS. PURCHASER'S ACCEPTANCE OF THE GOODS CONSTITUTES ACCEPTANCE OF THESE TERMS AND CONDITIONS AND ALSO PURCHASER'S AGREEMENT THAT THEY CONTROL OVER ANY TERMS, CORRESPONDENCE OR FORMS SUPPLIED BY PURCHASER AT ANY STAGE OF THE TRANSACTION.

ACCEPTANCE AND CANCELLATION OF ORDERS. Seller may cancel the order, or require full or partial payment in advance of shipment or preparation, if the financial condition of the Purchaser is not satisfactory to the Seller at the time shipment is ready, or at any other time. After acceptance, orders cannot be cancelled by Purchaser without Seller's written consent. All orders are accepted and all sales are made subject only to these Terms and Conditions as a final, complete and exclusive statement of the parties' agreement. No statements, representations, agreements, or changes of any kind or any conflicting terms or conditions incorporated in any writing by Purchaser to Seller are binding on Seller unless specifically agreed to in writing by Seller. Any and all prior statements, representations, and agreements not incorporated herein are excluded and superseded hereby. No course of prior dealings between Seller and Purchaser and no usage of trade shall be used to supplement any term used in this agreement. Acceptance or acquiescence in a course of performance rendered under this agreement shall not be relevant to alter the meaning of this agreement. MODIFICATIONS MUST BE IN WRITING. These Terms and Conditions shall not be modified or rescinded by agreement or conduct or waived unless specifically agreed to in writing by Seller's duly authorized representative.

QUOTATIONS/PRICES/TAXES. After Seller's acceptance of an order, Purchaser's attempted modifications shall not be effective unless accepted in writing by Seller. Acceptance may be conditioned upon Purchaser's acceptance of intervening price changes related to such modifications. The amount of any present and future sales, use, excise, or similar taxes, applicable to the ordered goods shall be added to the Seller's price and paid by the Purchaser, unless the Purchaser timely provides Seller with a tax exemption certificate applicable to Seller.

PRODUCT MODIFICATIONS AND SUBSTITUTIONS. Seller reserves the right to change or modify at any time any product or any materials used in the fabrication of products, or to discontinue the manufacture of any product, without liability with respect thereto.

SHIPMENT AND DELIVERY. Seller reserves the right to make partial shipments. Pro-rata payments become due as partial shipments are made. Seller shall not be liable for any penalty or damages, liquidated or otherwise, for shipment or deliveries which are delayed due to any reason whatsoever. Seller shall not be liable for any loss or damage caused by factors beyond its ability to control, including (without limitation) changes in government regulations or acts of God, Purchaser's acts or omissions, labor shortages, strikes, slowdowns or other combined action or workmen, fires, floods, earthquakes, severe weather, serious accident, epidemics, quarantines, wars, insurrections or riots, acts of civil or military authorities, transportation embargoes, shortages or interruptions, deliveries of components and materials, and delays by Seller's suppliers. Claims for shortages or non-conforming shipments must be made in writing and sent to Seller immediately upon Purchaser's receipt of the shipment. Failure to give such notice shall be deemed unqualified acceptance and a waiver by the Purchaser of any claim with respect to the Shipment.

DAMAGED OR LOST SHIPMENTS. Goods are shipped F.O.B. shipping point only. When goods have been delivered to a carrier for shipment, the risk of loss passes to Purchaser and Seller's responsibility for delivery ends, but Seller agrees to furnish duplicate bills of lading and otherwise render reasonable assistance in making claims for damages against the carrier. Shipment should be examined carefully before being accepted from the carrier. Seller assumes no responsibility for damage after having received "in good order" receipts from a carrier at shipping point and all loss, damage and delay in transit are at the risk of the Purchaser.

RETURNS. Unless its permission has been first obtained, Seller will not accept goods for return or credit, other than for claimed warranty. Risk of loss for returned goods will remain with Purchaser and Purchaser shall reimburse Seller for any cost it incurs in connection with the shipment and return of the goods. Non stock products fabricated to order are not returnable under any circumstances except for approved warranty claim.

TERMS IN EVENT OF NON-PAYMENT. Interest at the maximum legal rate established from time to time, or 18% per year, whichever is lower, shall be charged on overdue accounts. If an invoice is not paid when due, or it becomes necessary for Seller to enforce any of these terms and conditions, Purchaser agrees to pay all costs of the collection, or enforcement or both, including attorney's fees, whether incurred in or out of court, or appeal, in arbitration, in a bankruptcy proceeding, or in any insolvency proceedings.

PENALTY CLAUSES. Seller assumes no liability arising from penalty or liquidated damage clauses of any kind, written or implied, unless specifically approved in writing by Seller's duly authorized representative.

LIMITED WARRANTY/SOLE REMEDY. Seller warrants that its goods shall conform to the applicable CSA or ASTM standards and shall be free from defect in material or workmanship for one year. PVC goods are warranted only for use in accordance with ASTM D-2321 and Unibell PVC Pipe Association Recommended Practices for Installation of PVC Sewer Pipe or other applicable installation standard. Seller will, at its option, repair, replace or issue credit for the purchase price of any goods proven to be non-conforming. Repair or replacement of the goods as described, or return for credit at Seller's option, shall be Purchaser's sole and exclusive remedy for any defect. SELLER'S OBLIGATION IS LIMITED TO THE PURCHASE PRICE OF THE GOODS AND COST OF TRANSPORT.

In the Event the Goods Sold to Purchaser Fail to Conform to the Limited Warranty Referred to Herein, Purchaser must Give Seller Written Notice of Such Nonconformance Within 30 Days of the Time of Discovery of the Defect or the Time When the Defect Should Have Been Discovered, and Within One Year of Receipt of the Goods, or Purchaser Waives Any Right with Respect to the Goods. WITHIN A REASONABLE TIME AFTER WRITTEN NOTICE, AND PURCHASER'S RETURN OF THE DEFECTIVE GOODS TO SELLER, SELLER WILL REPLACE THE DEFECTIVE GOODS OR, IN SELLER'S SOLE DISCRETION, REFUND THE PURCHASE PRICE OF SUCH PORTION OF THE GOODS AS ARE RENDERED UNUSABLE AS A RESULT OF SUCH DEFECT. PURCHASER AGREES THAT THIS IS THE SOLE AND EXCLUSIVE REMEDY OF THE PURCHASER WITH RESPECT TO THE GOODS. SELLER'S ENTIRE LIABILITY ON ANY CLAIM ARISING OUT OF THE SALE OF GOODS OR ITS REPLACEMENT OF DEFECTIVE GOODS, WHETHER IN CONTRACT, WARRANTY, TORT OR OTHERWISE, SHALL BE LIMITED TO THE PURCHASE PRICE OF THE GOODS THAT ARE PROVEN DEFECTIVE AND COST OF TRANSPORT. THIS WARRANTY DOES NOT EXTEND TO, AND IS VOIDED BY, GOODS DAMAGED OR FAILED BECAUSE OF, OR BY USE WITH, MATERIALS OR SUPPLIES OR METHODS NOT APPROVED BY GPK PRODUCTS, INC. OR ASTM D-2321 OR OTHER APPLICABLE INSTALLATION STANDARD; MISUSE; ABUSE; ACCIDENT DAMAGE IN TRANSIT; IMPROPER HANDLING OR INSTALLATION NOT IN ACCORDANCE WITH RECOMMENDED PRACTICES; OR THEIR CONSEQUENCES.

EXCLUSIONS OF WARRANTY AND LIMITATION OF LIABILITY AND REMEDIES. SELLER MAKES NO WARRANTY OTHER THAN THE ABOVE LIMITED SOLE AND EXCLUSIVE WARRANTY. THIS LIMITED WARRANTY AND REMEDY IS EXPRESSLY IN LIEU OF ANY AND ALL OTHER EXPRESS OR IMPLIED WARRANTIES, INCLUDING ANY IMPLIED WARRANTY OF MERCHANTABILITY OR FITNESS FOR A PARTICULAR PURPOSE. THE LIMITED WARRANTY CONSTITUTES THE ONLY WARRANTY MADE WITH RESPECT TO THE GOODS. ALL OTHER WARRANTIES AND OBLIGATIONS ARE EXCLUDED.

SELLER SHALL NOT BE LIABLE FOR ANY DAMAGES, DIRECT, INCIDENTAL, SPECIAL, INDIRECT OR CONSEQUENTIAL, WHETHER RESULTING FROM SELLER'S NEGLIGENCE OR OTHERWISE, ARISING OUT OF, IN CONNECTION WITH, OR RESULTING FROM THE GOODS SOLD TO THE PURCHASER, NOR FOR ANY CLAIMS, ACTIONS, SUITS AND PROCEEDINGS WHICH MAY BE INSTITUTED IN RESPECT TO THE FOREGOING, INCLUDING THOSE MADE BY SUBSEQUENT OWNERS AND USERS OF THE GOODS, NOR FOR STRICT LIABILITY OR OTHER TORT, NOR FOR LOST REVENUES OR EARNINGS, LOST PROFITS, LOST OPPORTUNITIES, COSTS OR DELAYS, LOST GOOD WILL OR REPUTATION, OR PUNITIVE OR EXEMPLARY DAMAGES. IN THE EVENT IT IS FOUND THAT THE REMEDIES PROVIDED BY THIS CONTRACT FAIL OF THEIR ESSENTIAL PURPOSE, SELLER'S LIABILITY SHALL NONETHELESS BE LIMITED TO THE REFUND OF WHATEVER PORTION OF THE PURCHASE PRICE THAT HAS BEEN PAID, AND TRANSPORTION COSTS.

CONDITIONS OF RESALE/SUBSEQUENT PURCHASES. These Terms and Conditions shall be binding upon Purchaser and all subsequent owners and users of these goods. The goods are sold subject to the condition that they shall not be resold or otherwise conveyed without similar conditions, including that this condition be imposed on the subsequent purchaser, or transferee.

SEVERABILITY. The invalidity of all, or a part of any of the Terms and Conditions set forth herein shall not invalidate the remainder of such Terms and Conditions. **CHOICE OF LAW AND BINDING ARBITRATION.** These Terms and Conditions shall be construed and governed by the laws of the State of North Dakota. All disputes and controversies hereunder, including action to collect, shall be submitted to and settled by binding arbitration in Cass County, North Dakota under the rules of the American Arbitration Association; and judgement may be rendered upon the award by the District Court in North Dakota. Any legal action shall be venued in Cass County District Court, Fargo, North Dakota.

For additional information or to place an order please contact GPK customer service at 800-437-4670 or email customerservice@gpk-fargo.com.

Additional literature including submittal sheets, drawings, price lists, etc. in Excel and Adobe pdf formats are available on our website www.gpk-fargo.com.

1601 43rd St. N. Fargo, North Dakota 58102
Phone: 701-277-3225 Toll Free: 1-800-437-4670
Fax: 701-277-9286 or 1-800-822-6989
Visit our website at www.gpk-fargo.com